PHEN Automation

PHEN AUTOMATION

Directional Valve

Small size, fast response, high flow rate, energy saving
With indicator light and voltage protection circuit, it has good safety,
the air outlet can be changed, and it can be directly piped

4V Series Solenoid Valve

Ordering Code: 4V 2 10 – 08 M E4 – □ □ W

- Valve Code
  4V: 5/2, 5/3 Valve
- Valve Body Size
  1:100 Series
  2:200 Series
  3:300 Series
  4:400 Series
- Control
  10: Single Control 2 Position
  20: Double Control 2 Position
  30: Double Control 3 Position Center Close
  40: Double Control 3 Position Center Exhaust
  50: Double Control 3 Position Center Pressure
- Port size
  M5:M5
  06:1/8
  08:1/4
  10:3/8
  15:1/2
- Connect Type And Initial State
  Blank: Pipe Connect Type
  M: 5/2 Plate Connect Type(Namur)
  NC: 5/2 Normal Close Type
  NO: 5/2 Normal Open Type
- Voltage
  E1: AC110V E6: AC36V
  E2:AC220V E7:AC24V
  E3:AC380V E8:DC110V
  E4:DC24V E9:DC48V
  E5:DC12V E10:DC36V
- Wire Connect
  Blank: DIN Connect
  I: Flying Leads
- Thread
  Blank: G Thread
  T: NPT Thread
  PT: BSPT Thread
- Pilot Type
  Blank: Internal Pilot
  W: External Pilot

Symbol

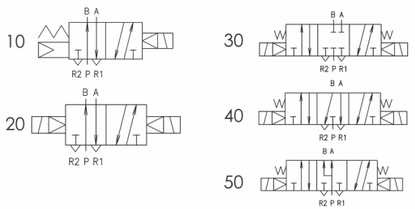

Specification

Model	4V110-M5 4V120-M5	4V110-06 4V120-06	4V210-06 4V210-06	4V210-08 4V220-08	4V310-08 4V320-08	4V310-10 4V320-10	4V410-10 4V420-10	4V410-15 4V420-15
Port size	M5	G1/8	G1/8	G1/4	G1/4	G3/8	G3/8	G1/2
Sectional area(mm)	2Way: 5.5(CV=0.31)	2Way: 12(CV=0.67)	2Way: 14(CV=0.78)	2Way: 16(CV=0.89)	2Way: 25(CV=1.40)	2Way: 30(CV=1.68)	2Way: 50(CV=2.79)	2Way: 50(CV=2.79)
Working meduium	Clean air(After 40 μm filteration)							
Acting type	Internal pilot type							
Reset type	Spring reset+Gas reset							
Lubrication	Not required							
Working pressure (MPa)	0.15~0.8							
Guaranted pressure (MPa)	1.2							
Working temperature (MPa)	-20~70(No freezing)							
Voltage range (MPa)	-15%~10%							
Power consumption (℃)	DC:2.8W ; AC:3.0VA				DC:3.0W ; AC:4.0VA			
Insulation class	Class F							
Protective class	IP65(DIN40050)							
Max.acting frequency	(2 position) : 5(Cycles/s) ; (3Position) : 3(Cycles/s)							
Activate time (S)	<0.05							
Weight (g)	4V110:102 4V120:169		4V210:107 4V220:303		4V310:260 4V320:370		4V410:443 4V420:569	

Main Dimension

Basic Type

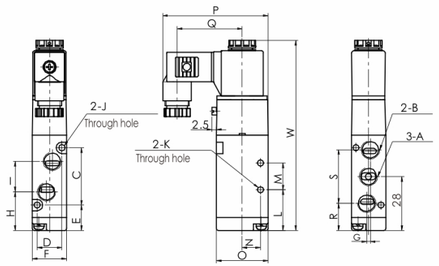

Flying Leads Type

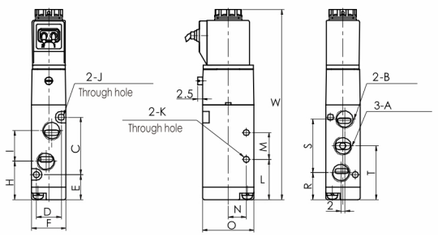

Model \ Sign	A	B	C	D	E	F	G	H	I	J	K	L	M
4V110-M5	M5	M5	30	13	13.2	18	0	21	14.5	3.3	3.1	21.2	14
4V110-06	G1/8	G1/8	30	13	13.2	18	3	20.2	16	3.3	3.1	21.2	14
4V210-06	G1/8	G1/8	38	17	12.7	22	0	22.7	18	3.3	4.3	21.7	20
4V210-08	G1/4	G1/8	38	17	12.7	22	3	21.7	20	3.3	4.3	21.7	20
4V310-08	G1/4	G1/4	50	20	15	27	0	28	24	4.3	4.3	28	24
4V310-10	G3/8	G1/4	50	20	15	27	4	28	24	4.3	4.3	28	24
4V410-10	G3/8	G3/8	72	27	21	34	0	39	36	4.3	5.2	43	28
4V410-15	G1/2	G1/2	72	27	21	34	4	39	36	4.3	5.2	43	28

Model \ Sign	N	O	P	Q	R	S	T	W
4V110-M5	9.5	27	54.8	32.8	14.5	27.5	28.2	98.5
4V110-06	9.5	27	54.8	32.8	14.5	27.5	28.2	98.5
4V210-06	10.5	35	67.5	40.5	14.2	36	31.7	117.7
4V210-08	10.5	35	67.5	40.5	14.2	36	31.7	117.7
4V310-08	13.5	40	70	40.5	17.5	45	40	135.5
4V310-10	13.5	40	70	40.5	17.5	45	40	135.5
4V410-10	17.5	50	75	40.5	25.5	63	57	168
4V410-15	17.5	50	75	40.5	25.5	63	57	168

Unit(mm)

4V110-06、4V120-06

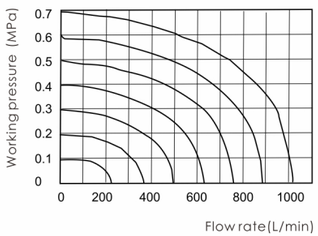

4V210-08、4V220-08

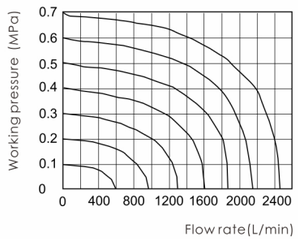

4V410-10、4V320-10、4V410-15、4V320-15

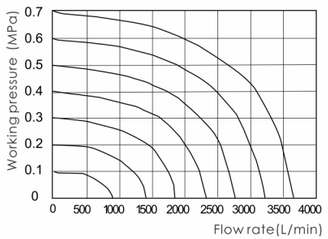

3V Series Solenoid Valve

Ordering Code: 3V 2 10 – 08 M E4 – □ □ W

- Valve Code
  3V: 3/2 Valve
- Valve Body Size
  1:100 Series
  2:200 Series
  3:300 Series
  4:400 Series
- Control
  10: Single Control 2 Position
  20: Double Control 2 Position
- Port size
  M5:M5
  06:1/8
  08:1/4
  10:3/8
  15:1/2
- Connect Type And Initial State
  Blank: Pipe Connect Type
  M: 3/2 Plate Connect Type (Namur)
  NC: 3/2 Normal Close Type
  NO: 3/2 Normal Open Type
- Voltage
  E1: AC110V E6: AC36V
  E2:AC220V E7:AC24V
  E3:AC380V E8:DC110V
  E4:DC24V E9:DC48V
  E5:DC12V E10:DC36V
- Wire Connect
  Blank: DIN Connect
  I: Flying Leads
- Thread
  Blank: G Thread
  T: NPT Thread
  PT: BSPT Thread
- Pilot Type
  Blank: Internal Pilot
  W: External Pilot

Symbol

Specification

Model	3V110-M5 3V120-M5	3V110-06 3V120-06	3V210-06 3V210-06	3V210-08 3V220-08	3V310-08 3V320-08	3V310-10 3V320-10	3V410-10 3V420-10	3V410-15 3V420-15
Port size	M5	G1/8	G1/8	G1/4	G1/4	G3/8	G3/8	G1/2
Sectional area(mm)	2Way: 5.5(CV=0.31)	2Way: 12(CV=0.67)	2Way: 14(CV=0.78)	2Way: 16(CV=0.89)	2Way: 25(CV=1.40)	2Way: 30(CV=1.68)	2Way: 50(CV=2.79)	2Way: 50(CV=2.79)
Working meduium	Clean air(After 40 μm filteration)							
Acting type	Internal pilot type							
Reset type	Spring reset+Gas reset							
Lubrication	Not required							
Working pressure (MPa)	0.15~0.8							
Guaranted pressure (MPa)	1.2							
Working temperature (MPa)	-20~70(No freezing)							
Voltage range (MPa)	-15%~10%							
Power consumption (℃)	DC:2.8W ; AC:4.5VA				DC:3.0W ; AC:4.0VA			
Insulation class	Class F							
Protective class	IP65(DIN40050)							
Max.acting frequency	5(Cycles/s)							
Activate time (S)	<0.05							
Weight (g)	3V110:102 3V120:169		3V210:107 3V220:303		3V310:260 3V320:370		3V410:443 3V420:569	

Main Dimension

Basic Type

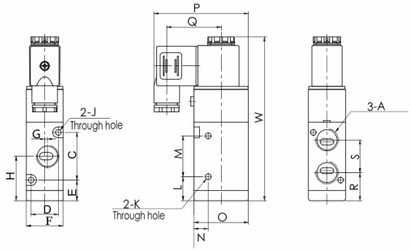

Flying Leads Type

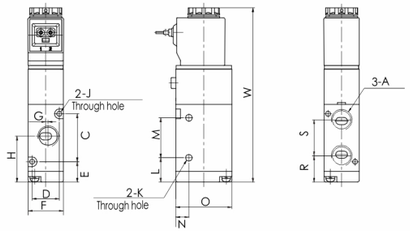

Double Control Valve

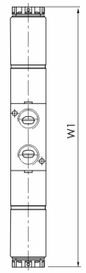

Model \ Sign	A	C	D	E	F	G	H	J	K	L	M
3V110-M5	M5	19	13	13.2	18	0	22.7	3.3	3.1	12.2	21
3V110-06	G1/8	19	13	13.2	18	1.5	23.7	3.3	3.1	12.2	21
3V210-06	G1/8	30	17	12.7	22	0	27.7	3.3	4.3	15.2	25
3V210-08	G1/4	30	17	12.7	22	1.5	28.7	3.3	4.3	15.2	25
3V310-08	G1/4	35	20	15	27	0	32.5	4.3	4.3	17.5	30
3V310-10	G3/8	35	20	15	27	2	32.5	4.3	4.3	17.5	30
3V410-10	G3/8	40.5	27	24.8	34	0	45	4.3	5.2	21	48
3V410-15	G1/2	40.5	27	24.8	34	2	45	4.3	5.2	21	48

Model \ Sign	N	O	P	Q	R	S	W	W1*
3V110-M5	7.5	27	54.8	32.8	15.7	14	87.5	129.6
3V110-06	7.5	27	54.8	32.8	15.7	16	87.5	129.6
3V210-06	8.2	35	67.5	40.5	18.5	18.5	109.7	164
3V210-08	8.2	35	67.5	40.5	16.5	22.5	109.7	164
3V310-08	10.5	40	70	40.5	21.5	22	120.5	176
3V310-10	10.5	40	70	40.5	20.5	24	120.5	176
3V410-10	13.5	50	75	40.5	29.3	31.5	144	198
3V410-15	13.5	50	75	40.5	29.3	31.5	144	198

Unit(mm)

Note:The dimensions of NO type and NC type are same.

3V110-06、3V120-06

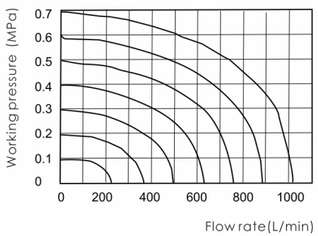

3V210-08、3V220-08

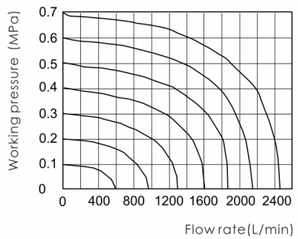

3V310-10、3V320-10

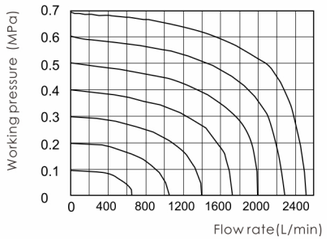

4A Series Air Control Valve

Ordering Code: 4A 2 10 – 08 – □

Valve Code
4V: 5/2, 5/3 Valve

Valve Body Size
1:100 Series
2:200 Series
3:300 Series
4:400 Series

Control
10: Single Control 2 Position
20: Double Control 2 Position
30: Double Control 3 Position Center Close
40: Double Control 3 Position Center Exhaust
50: Double Control 3 Position Center Pressure

Port size
M5:M5
06:1/8
08:1/4
10:3/8
15:1/2

Thread
Blank: G Thread
T: NPT Thread
PT: BSPT Thread

Symbol

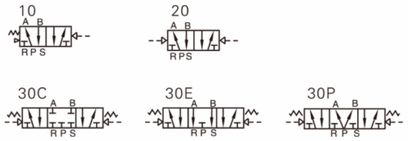

Specification

Model	4A110-M5 4A120-M5	4A110-06 4A120-06	4A210-06 4A210-06	4A210-08 4A220-08	4A310-08 4A320-08	4A310-10 4A320-10
Port size	M5	1/8	1/8	1/4	1/4	3/8
Working meduium	Clean air(After 40 μm filteration)					
Acting type	External pilot type					
Lubrication	Not required					
Working pressure (MPa)	0.15~0.8					
Guaranted pressure (MPa)	1.2					
Working temperature (MPa)	-20~70(No freezing)					
Max.acting frequency	5(Cycles/s)					
Body material	Aluminium alloy					

Main Dimension

Single Air Control

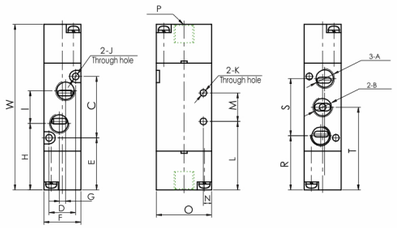

Double Air Control

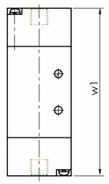

5/3 Air Control

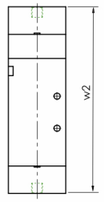

Model \ Sign	A	B	C	D	E	F	G	H	I	J	K	L	M
4A110-M5	M5	M5	30	13	13.2	18	0	21	14.5	3.3	3.1	21.2	14
4A110-06	G1/8	G1/8	30	13	13.2	18	3	20.2	16	3.3	3.1	21.2	14
4A210-06	G1/8	G1/8	38	17	12.7	22	0	22.7	18	3.3	4.3	21.7	20
4A210-08	G1/4	G1/8	38	17	12.7	22	3	21.7	20	3.3	4.3	21.7	20
4A310-08	G1/4	G1/4	50	20	15	27	0	28	24	4.3	4.3	28	24
4A310-10	G3/8	G1/4	50	20	15	27	4	28	24	4.3	4.3	28	24
4A410-10	G3/8	G3/8	72	27	21	34	0	39	36	4.3	5.2	43	28
4A410-15	G1/2	G1/2	72	27	21	34	4	39	36	4.3	5.2	43	28

Model \ Sign	N	O	P	R	S	T	W	W1	W2
4A110-M5	9.5	27	G1/8	14.5	27.5	28.2	68.7	81	96
4A110-06	9.5	27	G1/8	14.5	27.5	28.2	68.7	81	96
4A210-06	10.5	35	G1/8	14.2	35	31.7	77.7	92	111
4A210-08	10.5	35	G1/8	14.2	35	31.7	77.7	92	111
4A310-08	13.5	40	G1/8	17.5	45	40	95.5	111	130
4A310-10	13.5	40	G1/8	17.5	45	40	95.5	111	130
4A410-10	17.5	50	G1/8	25.5	63	57	127	140	162
4A410-15	17.5	50	G1/8	25.5	63	57	127	140	162

Unit(mm)

4A110-06

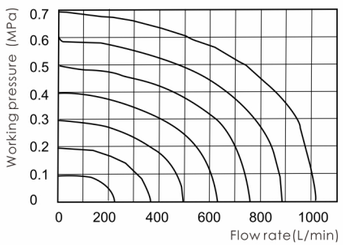

4A210-08

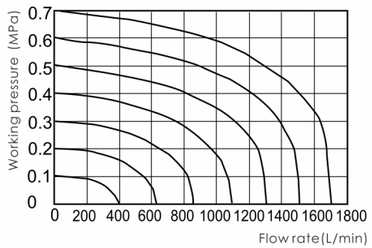

4A310-10

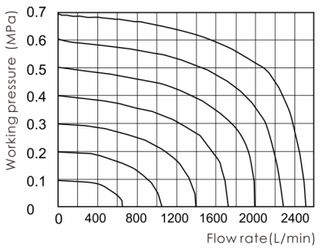

3A Series Air Control Valve

Ordering Code: 3A 2 10 – 08 – □

- Valve Code
  3V: 3/2Valve
- Valve Body Size
  1: 100 Series
  2:200 Series
  3:300 Series
  4:400 Series
- Control
  10: Single Control 2 Position
  20: Double Control 2 Position
- Port size
  M5:M5
  06:1/8
  08:1/4
  10:3/8
  15:1/2
- Thread
  Blank: G Thread
  T: NPT Thread
  PT: BSPT Thread

Symbol

Specification

Model	3A110-M5 3A120-M5	3A110-06 3A120-06	3A210-06 3A210-06	3A210-08 3A220-08	3A310-08 3A320-08	3A310-10 3A320-10
Port size	M5	1/8	1/8	1/4	1/4	3/8
Working meduium	Clean air(After 40 μm filteration)					
Acting type	External pilot type					
Lubrication	Not required					
Working pressure (MPa)	0.15~0.8					
Guaranted pressure (MPa)	1.2					
Working temperature (MPa)	-20~70(No freezing)					
Max.acting frequency	5(Cycles/s)					
Body material	Aluminium alloy					

Main Dimension

Single Air Control

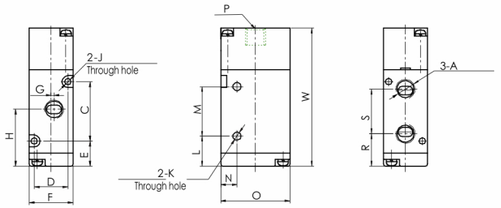

Double Air Control

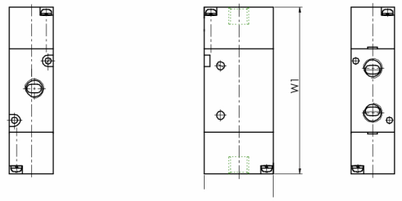

Model \ Sign	A	C	D	E	F	G	H	J	K	L	M
3A110-M5	M5	19	13	13.2	18	0	22.7	3.3	3.1	12.2	21
3A110-06	G1/8	19	13	13.2	18	1.5	23.7	3.3	3.1	12.2	21
3A210-06	G1/8	30	17	12.7	22	0	27.7	3.3	4.3	15.2	25
3A210-08	G1/4	30	17	12.7	22	1.5	28.7	3.3	4.3	15.2	25
3A310-08	G1/4	35	20	15	27	0	32.5	4.3	4.3	17.5	30
3A310-10	G3/8	35	20	15	27	2	32.5	4.3	4.3	17.5	30
3A410-10	G3/8	40.5	27	24.8	34	0	45	4.3	5.2	21	48
3A410-15	G1/2	40.5	27	24.8	34	2	45	4.3	5.2	21	48

Model \ Sign	N	O	P	R	S	W	W1	W1*
3A110-M5	7.5	27	G1/8	15.7	14	57.7	57.7	70
3A110-06	7.5	27	G1/8	14.7	16	57.7	57.7	70
3A210-06	8.2	35	G1/8	18.5	18.5	69.7	69.7	84
3A210-08	8.2	35	G1/8	16.5	22.5	69.7	69.7	84
3A310-08	10.5	40	G1/8	21.5	22	80.5	80.5	96
3A310-10	10.5	40	G1/8	20.5	24	80.5	80.5	96
3A410-10	13.5	50	G1/8	29.3	31.5	103	103	116
3A410-15	13.5	50	G1/8	29.3	31.5	103	103	116

Unit(mm)

Note: The dimensions of NO type and NC type are same.

3A110-06

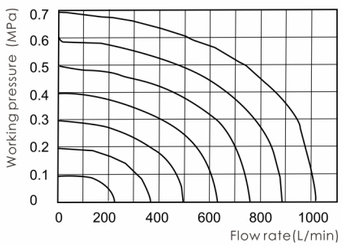

3A210-08

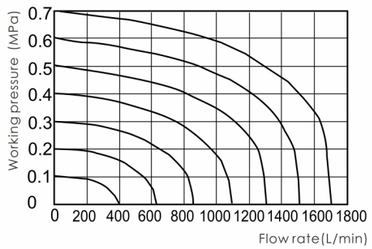

3A310-10

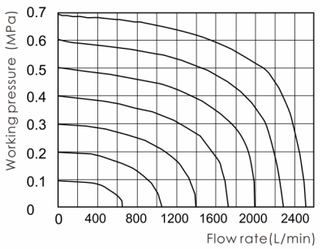

PVF Series JIS Standard Solenoid Valve

Ordering Code: PVF 3 1 20 E4 – □ □

- Valve Code: PVF: 5/2, 5/3 Valve
- Valve Body Size: 2:200 Series; 3:300 Series; 5:500 Series
- Control: 10: Single Control 2 Position; 20: Double Control 2 Position; 30: Double Control 3 Position Center Close; 40: Double Control 3 Position Center Exhaust; 50: Double Control 3 Position Center Pressure
- Port size: 20:1/8 (PVF2); 20:1/4 (PVF3); 30:3/8 (PVF5)
- Voltage: E1: AC110V E6: AC36V; E2:AC220V E7:AC24V; E3:AC380V E8:DC110V; E4:DC24V E9:DC48V; E5:DC12V E10:DC36V
- Wire Connect: Blank: DIN Connect; I: Flying Leads
- Thread: Blank: G Thread; T: NPT Thread; PT: BSPT Thread

Symbol

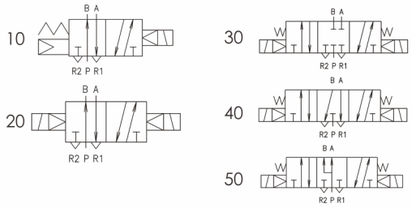

Specification

Model	PVF2120	PVF2220	PVF3130 PVF3230	PVF3330 PVF3430 PVF3530	PVF5120 PVF5220	PVF5320 PVF5420 PVF5520
Port size	G1/8	G1/8	G1/4	G1/4	G3/8	G3/8
Sectional area(mm)	2Way: 9.5(CV=0.53)	2Way: 9.5(CV=0.53)	2Way: 16(CV=0.89)	2Way: 12(CV=0.67)	2Way: 25(CV=1.40)	2Way: 18(CV=1.00)
Working meduium	Clean air(After 40 μm filteration)					
Acting type	Internal pilot type					
Reset type	Spring reset+Gas reset					
Lubrication	Not required					
Working pressure(MPa)	0.15~0.8					
Guaranted pressure (MPa)	1.2					
Working temperature (MPa)	-20~70(No freezing)					
Voltage range (MPa)	-15%~10%					
Power consumption (℃)	DC:3.0W ; AC:4.0VA					
Insulation class	Class F					
Protective class	IP65(DIN40050)					
Max.acting frequency	(2 position) : 5(Cycles/s) ; (3Position) : 3(Cycles/s)					
Activate time (S)	<0.05					

Main Dimension

PVF 2000 Series

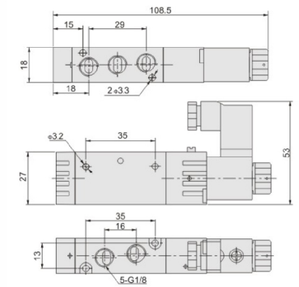

PVF 3000 Series

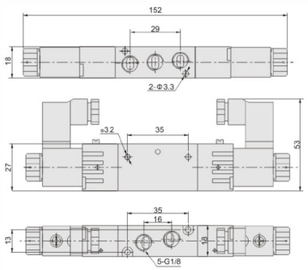

PVF 5000 Series

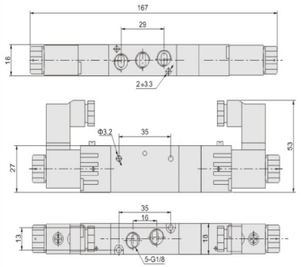

Unit(mm)

3V/4V/PVF Series Valve Manifold



Ordering Code: 4V 200 – 7 F

- Valve Code: 3V: 3V Valve; 4V:4V Valve; PVF:PVF Valve
- Valve Body Size: 100:100 Series; 200:200 Series; 300:300 Series; 500:500 Series
- Station Number: 1: 1 Stations; 2: 2 Stations; ...; 16: 16 Stations
- Manifold

PSY Series JIS Standard Solenoid Valve

Ordering Code: PSY 5 1 20 – 01 E4 – L □ □

- Valve Code: PSY: 5/2, 5/3 Valve
- Valve Body Size: 3:300 Series; 5:500 Series; 7:700 Series
- Control: 1: Single Control 2 Position; 2: Double Control 2 Position; 3: Double Control 3 Position Center Close; 4: Double Control 3 Position Center Exhaust; 5: Double Control 3 Position Center Pressure
- Tube Connect
- Port size: M5:M5 (300 Series); 01:1/8 (500 Series); 02:1/4 (700 Series)
- Voltage: E1: AC110V E6: AC36V; E2:AC220V E7:AC24V; E3:AC380V E8:DC110V; E4:DC24V E9:DC48V; E5:DC12V E10:DC36V
- Wire Connect: L: Elbow type leads; M: Straight Leads
- Wire Length: Blank: 300mm; 1: Other Option
- Thread: Blank: G Thread; T: NPT Thread; PT: BSPT Thread

Symbol

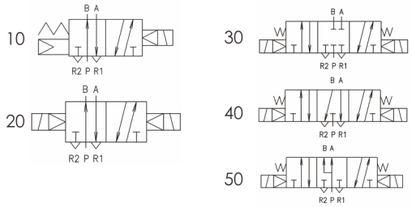

Specification

Model	PSY3120-M5 PSY3220-M5	PSY3320-M5	PSY3420-M5 PSY3520-M5	PSY5120-01 PSY5220-01	PSY5320-01	PSY5420-01	PSY5520-01
Port size	M5	M5	M5	G1/8	G1/8	G1/8	G1/8
Sectional area(mm)	CV=0.25	CV=0.2	CV=0.25	CV=0.67	CV=0.52	CV=0.46	CV=0.89
Working meduium	Clean air(After 40 μm filteration)						
Acting type	Internal pilot type						
Reset type	Spring reset+Gas reset						
Lubrication	Not required						
Working pressure (MPa)	0.15~0.7MPa	0.2~0.7MPa		0.15~0.7MPa	0.2~0.7MPa		
Guaranted pressure (MPa)	1.0						
Working temperature (MPa)	-5~60(No freezing)						
Voltage range (MPa)	-15%~10%						
Power consumption (℃)	1.2W/0.8W						
Insulation class	Class F						
Protective class	IP65(DIN40050)						
Max.acting frequency	15(Cycles/s)	5(Cycles/s)		8(Cycles/s)	5(Cycles/s)		
Activate time (S)	<0.012	<0.015		<0.019	<0.032		

Model	PSY7120-02 PSY7220-02	PSY7320-02	PSY7420-02	PSY7520-02
Port size	G1/4			
Sectional area(mm)	CV=0.67	CV=0.52	CV=0.46	CV=0.89
Working meduium	Clean air(After 40 μm filteration)			
Acting type	Internal pilot type			
Reset type	Spring reset+Gas reset			
Lubrication	Not required			
Working pressure (MPa)	0.15~0.7MPa	0.2~0.7MPa		
Guaranted pressure (MPa)	1.0			
Working temperature (MPa)	-5~60(No freezing)			
Voltage range (MPa)	-15%~10%			
Power consumption (℃)	1.2W/0.8W			
Insulation class	Class F			
Protective class	IP65(DIN40050)			
Max.acting frequency	8(Cycles/s)	5(Cycles/s)		
Activate time (S)	<0.031	<0.05		

PSY Series Valve Manifold



Ordering Code: PSY 500 – 7 F

- Valve Code: PSY: 5/2, 5/3 Valve
- Valve Body Size: 3:300 Series; 5:500 Series; 7:700 Series
- Station Number: 1: 1 Stations; 2: 2 Stations; ...; 16: 16 Stations
- Manifold

PSY3000 Series

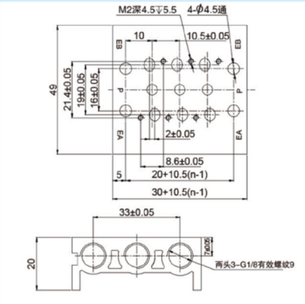

PSY5000 Series

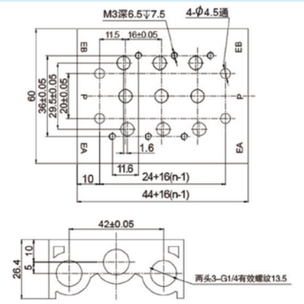

PSY7000 Series

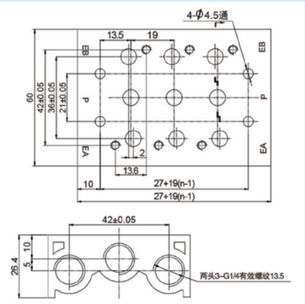

Unit(mm)

Two-position Single Type

PSY3120 Series

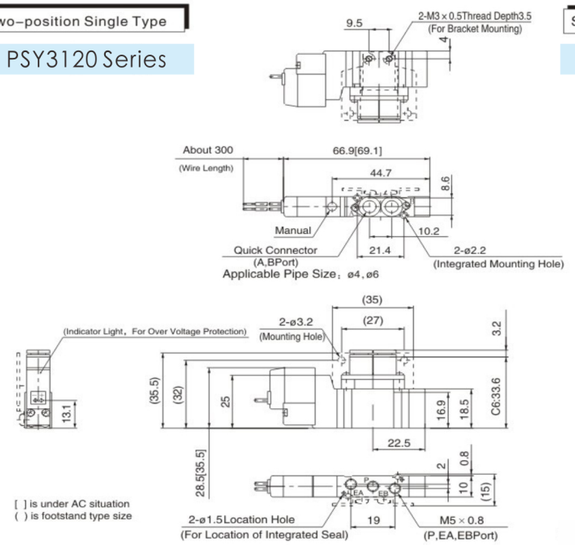

Situation With Bottom Bracket

PSY3120 Series

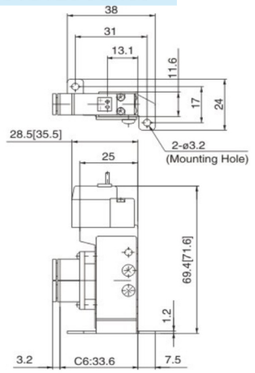

Two-position Double Type

PSY3120 Series

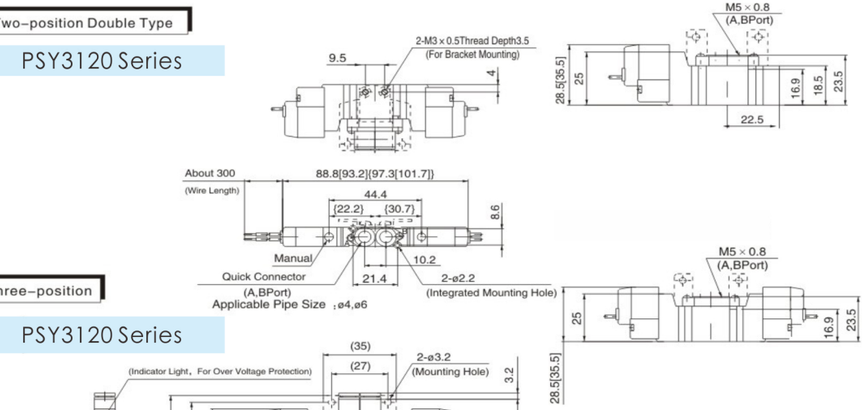

Three-position

PSY3120 Series

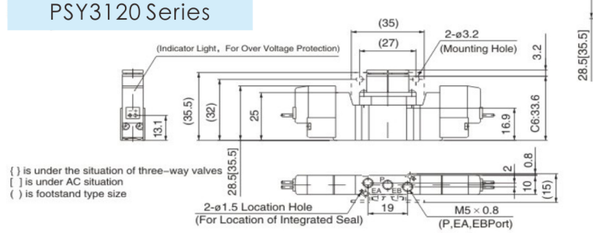

Unit(mm)

Two-position Single Type

PSY5120 Series

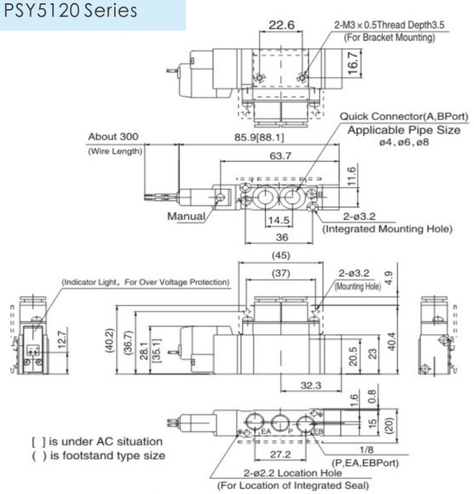

Situation With Bottom Bracket

PSY3120 Series

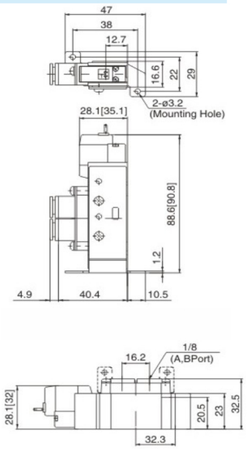

SZ5220-□M□□-01(-F2)

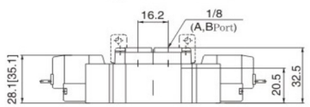

Two-position Double Type

PSY5120 Series

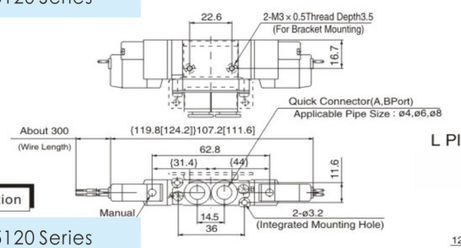

L Plug-in Type(L)：

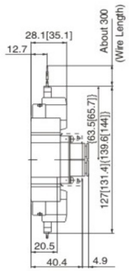

M Plug-in Type(M)：

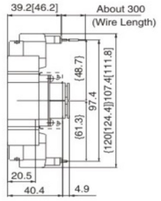

Three-position

PSY5120 Series

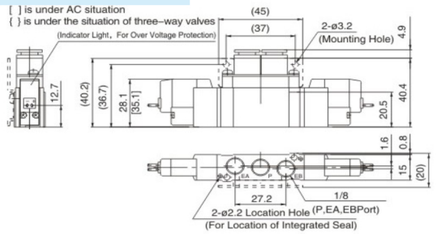

Unit(mm)

Two-position Single Type

PSY7120 Series

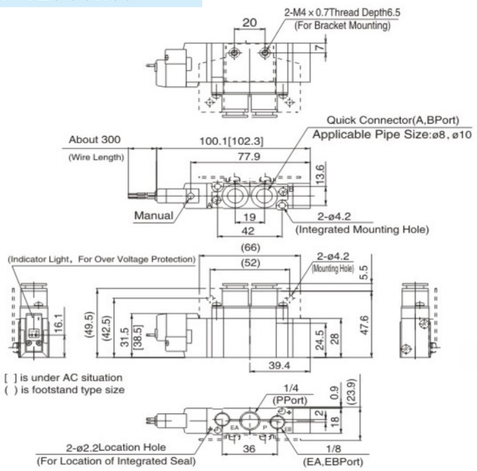

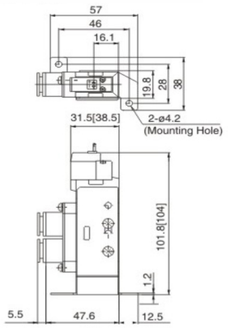

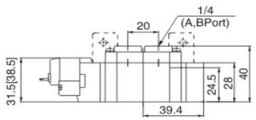

Two-position Double Type

PSY7120 Series

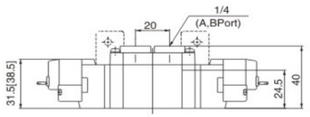

Three-position

PSY7120 Series

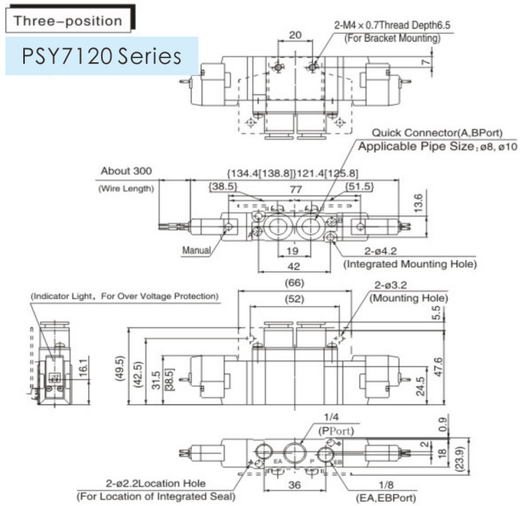

Unit(mm)

Hand Pull Valve

4R	2	10	–	06	□
Valve Code 4R: 5/2 Hand Pull Valve 3R: 3/2 Hand Pull Valve	Series Code 2:200 Series 3:300 Series	Position 10: Single Head Double Position		Port Size 06:1/8 08:1/4 10:3/8	Thread Blank: G Thread T: NPT Thread PT: BSPT Thread

Hand Push Valve

4H	2	10	06	L	□
Valve Code 4H: 5/2 5/3 Hand Push Valve	Series Code 2:200 Series 3:300 Series 4:400 Series	Position 10: Double Position 30C: Three Position Center Close 30E:Three Position Center Exhaust 30P:Three Position Center Press	Port Size 06:1/8 08:1/4 10:3/8 15:1/2	Type Code Blank: 5/3 Spring Rest Type L: 5/3 Locking Type	Thread Blank: G Thread T: NPT Thread PT: BSPT Thread

Rotary Valve

HV	400	02	–	B	□
Valve Code HV: Rotary Valve	Series Code 400 Series	Port Size 08:1/4 10:3/8 15:1/2		Joint Pipe Type Blank: Pipe Connect Type B: Plate Connect Type	Thread Blank: G Thread T: NPT Thread PT: BSPT Thread



Foot Valve

4F	2	10	–	08	L	□
Valve Code 4F: 5/2 Foot Valve	Series Code 2:200 Series	Position 10: Single Head Double Position		Port Size 06:1/8 08:1/4 10:3/8	Type Code Blank: Standard Type L: With Lock G: With Cover LG:With Lock And Cover	Thread Blank: G Thread T: NPT Thread PT: BSPT Thread

Accurate Type Flow Control Valve

ASC	–	08	□
Valve Code ASC: Accurate Type Flow Control Valve		Port Size 06:1/8 08:1/4 10:3/8 15:1/2	Thread Blank: G Thread T: NPT Thread PT: BSPT Thread

Anti Explode Namur Valve

Ordering Code: NAMUR551 – 1 E2 – EX

- NAMUR551: Namur 551 Series Code
- 1: Coil number
  1: Single Coil
  2:Double Coil
- E2: Voltage
  E1:AC110V
  E2:AC220V
  E4:DC24V
- EX: Coil Type
  Blank: Standard Coil
  EX: Anti Explode Coil

Symbol

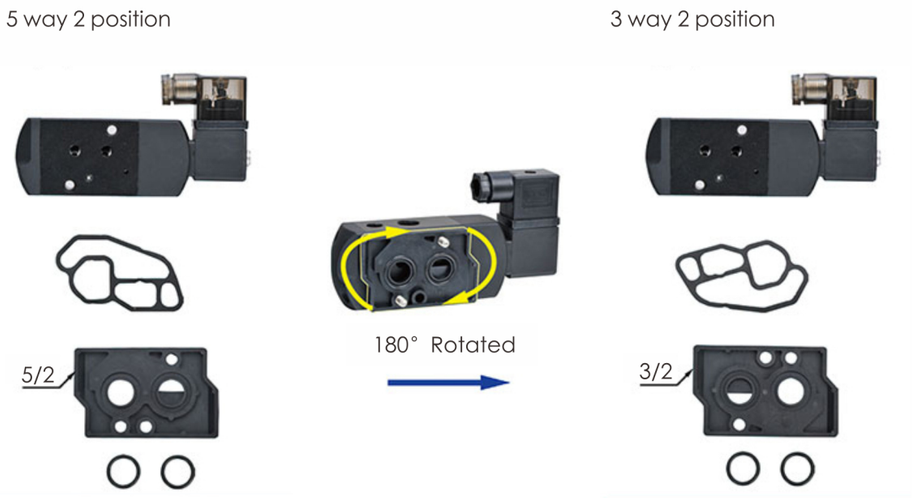

Specification

Working Pressure	2-10bar
Max Pressure	10bar
Flow Rate	700L/min
Medium	Air, Clean air
Ambient Temperature	-25℃ to +60℃
Seal	NBR+PUR
Port Size	Inlet=G1/4" Exhaust=G1/8"

Coil Power	DC 3W; AC 4VA
Standard Voltage	DC24V; AC220V
Voltage Tolerance	±10%
Insulation Class	F
Protect Class	IP65
Operation	100%

Product Features:

1,Ex-proof approved products, this valve can work on the Anti Explode Application

2, This valve is 3/2 and 5/2 convertible solenoid valve, It can control the sigle acting and double acting actuator directly

3, Connecting method can be Namur Connecting or Thread-Tubing Connecting

4, The manual handle makes its work more easily operated

5, The internal air access at pilot part are all designed internal, so the valve can provent the outer water or dust into the valve effeciently, This valve is very suitable to work on the dust pollution application

PHEN Automation

PHEN AUTOMATION

FRL

Complete range of specifications, pipe diameter M5 to 1”,
the best tool for factory air source treatment.
Modular structure design, low cost, high quality

PF Series Air Treatment Unit

Symbol

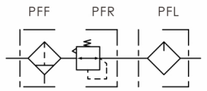

PFC

Ordering Code: PF W 1/4 – 7 – □ – MINI – □ – □

- PF Series Europe Type FRL
- Type Code
  C:FR+L
  W:F+R
  F:Filter
  R:Regulator
  L:Lubricator
- Port Size
  1/8:1/8"
  1/4:1/4
  3/8:3/8"
  1/2:1/2"
  3/4:3/4"
  1:1"
- Pressure Regulating Range
  Blank:0.5~12Bar
  7:0.5~7Bar
- Filter Precision
  Blank:40μm
  5M:5μm
- Body Size
  MINI
  MIDI
  MAX
- Drain Type
  Blank:Manual Drain
  S:Differencial Drain
  D:Auto Drain
- Thread
  Blank: G Thread
  T: NPT Thread
  PT: BSPT Thread

Specification

Model	MINI			MIDI				MAXI		
Port size	1/8"	1/4"	3/8"	1/4"	3/8"	1/2"	3/4"	1/2"	3/4"	1"
Working medium	Compressed air									
Structural characteristics	Filter regulator,with or no pressure gauge; The proportion of standard oil sprayer									
Installation	In the appendix; Pipe installation									
Installation position	Vertical ±5°									
Valve lock	Rotary handle,With lock; Rotary handle,With integrated lock									
Filtering level (μ m)	40 or 5									
The maximum delay (MPa)	0.02							0.04		
Pressure regulating range (MPa)	0.05~0.7; 0.05~1.2									
Pressure display	The pressure gauge									
	G1/8 Preset			G1/4 Preset				G1/4 Preset		
The maximum water volume (CC)	22			43				80		
The input pressure										
The condensed water discharge	Manual			0.1~1.6MPa						
	Semi-automatic			0.15~1.6MPa						
	Fully automatic			0.2~1.2MPa						

Main Dimension

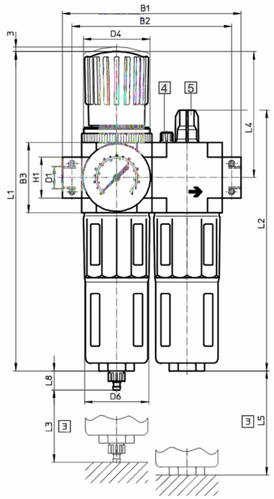

Manual drain

Full auto drain

1. Barbed fitting for plastic tubing
2. Metal bowl guard
3. Second pressure gauge connection
4. Bleed screw for oil reservoir
5. Oil adjusting screw

MODEL	B1	B2	B3	B4	D1	D2	D3	D4	D5	D6
PFC1/8-MINI1	104	92	40	76	G1/8	31	M4	M36X1.5	41	38
PFC1/4-MINI1	104	92	40	76	G1/4	31	M4	M36X1.5	41	38
PFC3/8-MINI1	110	92	40	76	G3/8	31	M4	M36X1.5	41	38
PFC1/4-MIDI	140	125	55	95	G1/4	50	M5	M52X1.5	50	52
PFC3/8-MIDI	140	125	55	95	G3/8	50	M5	M52X1.5	50	52
PFC1/2-MIDI	140	125	55	95	G1/2	50	M5	M52X1.5	50	52
PFC3/4-MIDI	140	125	55	95	G3/4	50	M5	M52X1.5	50	52
PFC1/2-MAXI	162	146	66	107	G1/2	31	M5	M36X1.5	50	65
PFC3/4-MAXI	162	146	66	107	G3/4	31	M5	M36X1.5	50	65
PFC1-MAXI	182	157	66	107	G1	31	M5	M36X1.5	50	65

MODEL	H1	H2	L1	L2	L3	L4	L5	L6	L7	L8	L9	T1	1	2
PFC1/8-MINI1	20	11	193	169	60	69	100	98	60	15	19	7	14	22
PFC1/4-MINI1	20	11	193	169	60	69	100	98	60	15	19	7	14	22
PFC3/8-MINI1	20	11	193	169	60	69	100	98	60	15	19	7	14	22
PFC1/4-MIDI	32	22	250	204	80	99	120	130	60	15	19	8	14	24
PFC3/8-MIDI	32	22	250	204	80	99	120	130	60	15	19	8	14	24
PFC1/2-MIDI	32	22	250	204	80	99	120	130	60	15	19	8	14	24
PFC3/4-MIDI	32	22	250	204	80	99	120	130	60	15	19	8	14	24
PFC1/2-MAXI	32	22	252	228	90	82	150	111	60	15	19	8	14	24
PFC3/4-MAXI	32	22	252	228	90	82	150	111	60	15	19	8	14	24
PFC1-MAXI	40	22	252	228	90	82	150	111	60	15	19	8	14	24

Unit(mm)

Air Treatment Unit

PA Series Air Treatment Unit

Symbol

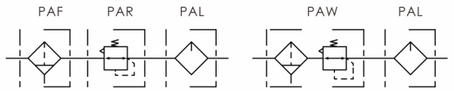

PAC　　PAC**10

Ordering Code	PA	W	30	00	– 03	– □	– D	– □

- PA Series JIS Standard FRL
- Type Code
  C:F+R+L
  W:F+R
  F:Filter
  R:Regulator
  L:Lubricator
- Body Size
  10:1000 Body Size
  20:2000 Body Size
  30:3000 Body Size
  40:4000 Body Size
- Combination Style
  00:F+R+L Three Unit
  10:FR+L Two Unit
- Port Size
  01:1/8" (20 size)
  02:1/4" (20,30 size)
  03:3/8" (30,40 size)
  04:1/2" (40 size)
  06:3/4"(40,50 size)
  10:1" (50 size)
- Filter Precision
  Blank:40μm
  5M:5μm
- Drain Type
  Blank:Manual Drain
  S:Differencial Drain
  D:Auto Drain
- Thread
  Blank: G Thread
  T: NPT Thread
  PT: BSPT Thread

Specification

Model	2000		3000		4000			5000	
Port size	1/8"	1/4"	1/4"	3/8"	3/8"	1/2"	3/4"	3/4"	1"
Working medium	Air								
Filtering level (μ m)	40 or 5								
Pressure regulating range	Automatic and differential drain：0.15~0.9MPa（12-130psi） Manual drain：0.05~0.9MPa（7-130psi）								
Max.pressure	1.0MPa（145psi）								
Guaranteed pressure	1.5MPa（215psi）								
Temperature range (℃)	-5~70(No freezing)								
Water capacity (CC)	10		40				80		
Oil capacity (CC)	25		75				160		

Main Dimension

PAC1000~2000

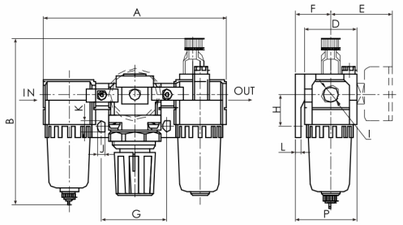

PAC3000~4000

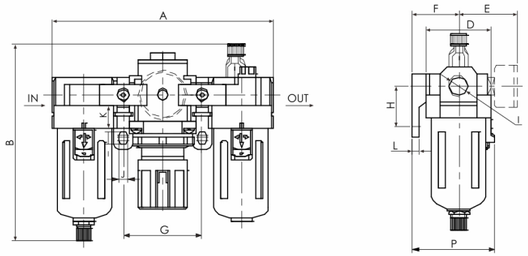

PAC5000

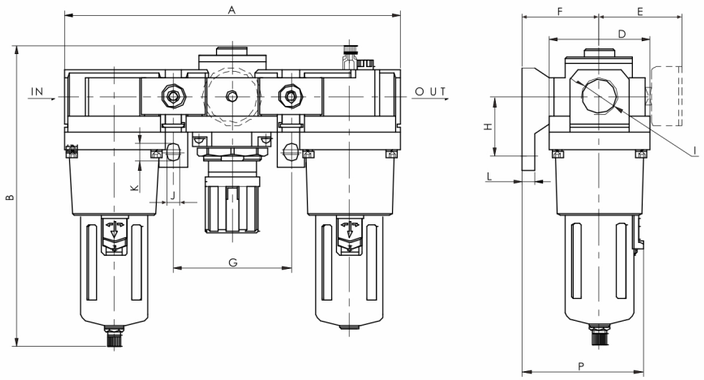

Model \ Sign	A	B	C	D	E	F	G	H	I(Port size)	J	K	L	M	P
PAC1000-M5	91	84.5	25.5	25	26	25	33	20	M5	4.5	7.5	5	2	38.5
PAC2000-01	140	125	38	40	56.8	30	50	24	G1/8"	5.5	8.5	5	2.3	50
PAC2000-02	140	125	38	40	56.8	30	50	24	G1/4"	5.5	8.5	5	2.3	50
PAC3000-02	181	156.5	38	53	60.8	41	64	35	G1/4"	7	11	7	2.3	70.5
AC3000-03	181	156.5	38	53	60.8	41	64	35	G3/8"	7	11	7	2.3	70.5
PAC4000-03	238	191.5	40.5	53	65.5	50	84	40	G3/8"	9	13	7	2.3	88
PAC4000-04	238	191.5	40.5	70	65.5	50	84	40	G1/2"	9	13	7	2.3	88
PAC4000-06	253	193	41	70	69.5	50	89	40	G3/4"	9	13	7	2.3	88
PAC5000-06	300	271	48	90	75.5	69.8	105	50	G3/4"	12	16	10.5	2.3	115
PAC5000-10	300	271	48	90	75.5	69.8	105	50	G1	12	16	10.5	2.3	115

Unit(mm)

YA/YB Series Air Treatment Unit

Symbol

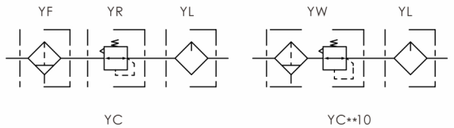

Ordering Code: YA W 30 – 00 03 D – □

- YA/YB Series FRL
- Type Code
  C:F+R+L
  W:F+R
  F:Filter
  R:Regulator
  L:Lubricator
- Body Size
  15:1500 Body Size (YA)
  20:2000 Body Size (YA, YB)
  30:3000 Body Size (YB)
  40:4000 Body Size (YB)
- Combination Style
  00:F+R+L Three Unit
  10:FR+L Two Unit
- Port Size
  01:1/8" (15 size)
  02:1/4" (15,20 size)
  03:3/8" (30 size)
  04:1/2" (40 size)
- Drain Type
  Blank:Manual Drain
  S:Differencial Drain
  D:Auto Drain
- Thread
  Blank: G Thread
  T: NPT Thread
  PT: BSPT Thread

Specification

Model	YAC1500	YAC2000	YBC2000	YBC3000	YBC4000
Port size	1/8"	1/4"	1/4"	3/8"	1/2"
Working meduim	Air				
Filtering grade (μ m)	40				
Pressure range	Automatic and differential drain: 0.15~0.9MPa (12-130psi) Manual drain: 0.05~0.9MPa (7-130psi)				
Max.pressure	1.0MPa (145psi)				
Proof pressure	1.5MPa (215psi)				
Temperture range (℃)	-5~70(No freezing)				
Weight (G)	700		900		
Constitute	YAF1500	YAF2000	YBF2000	YBF3000	YBF4000
	YAR1500	YAR2000	YBR2000	YBR3000	YBR4000
	YAL1500	YAL2000	YBL2000	YBL3000	YBL4000

Main Dimension

YAC1500(2000)

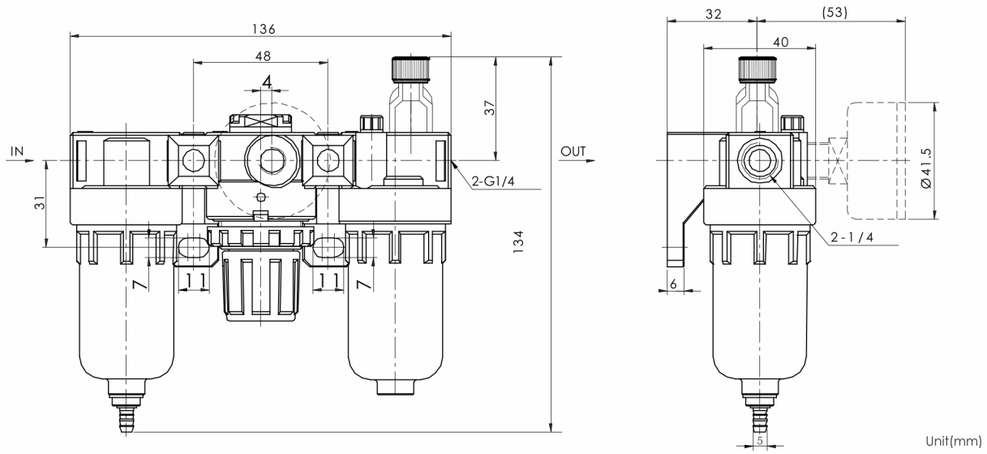

YBC2000(3000、4000)

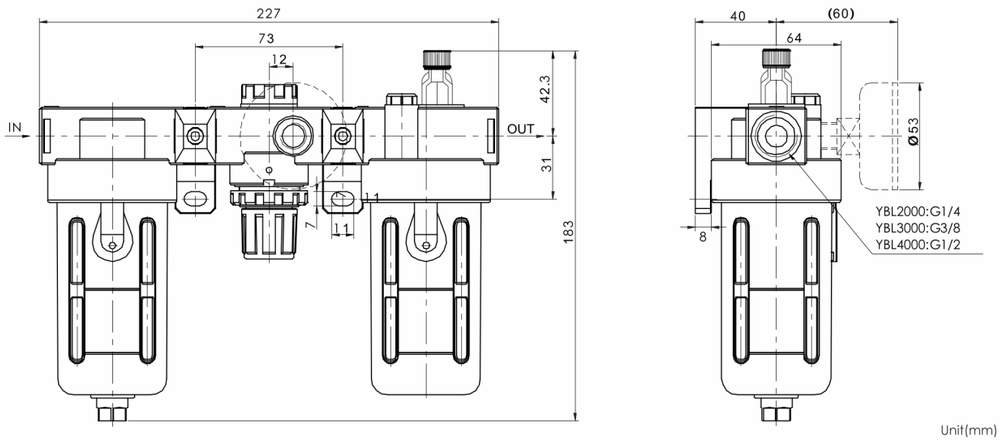

PHEN AUTOMATION

Solenoid Fluid Valve

Various valve which match to different application requirement such as High Pressure, High Temperature, Corrosive environment etc...
Complete dimension range from 1/8" to 2" in different orifice
Customized product is optional

UW Series 2/2 General Use Valve

Ordering Code: UW – □ 20 – A – NO – E – E2

- UW series 2/2 alve
- Valve Body Material
  Blank: Brass
  S: Stainless Steel
- Port Size
  10:3/8
  15: 1/2
  20:3/4
  25:1
  35:1-1/4
  40:1-1/2
  50:2"
- Blank: Round Coil
  S:Square IP65 Coil
  A: Water Proof Coil
- Blank: Normal Close
  NO: Normal Open
- Blank: NBR
  E:EPDM
  V:VITON
  SI:SI
- Voltage
  E1:AC110V
  E2:220VAC
  E3:AC380V
  E4:24VDC
  E5:DC12V
  E6:AC36V
  E7:AC24V

Symbol

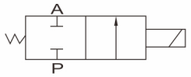

Specification

Model	UW-10	UW-15	UW-20	UW-25	UW-30	UW-40	UW-50
Working Medium	Air. Water, Oil,Gas						
Operation	Direct Acting						
Acting Type	Normal Close						
Orifice Size(mm)	16		20	25	35	40	50
CV Value	4.8		4.8	12	24	29	48
Port Size	3/8"	1/2"	3/4"	1"	1-1/4"	1-1/2"	2"
Fluid Viscosity	20 CST Below						
Pressure Difference	Air:0~1.0Mpa Water:0~0.7Mpa Oil: 0~0.9Mpa Normal Open: 0~0.8Mpa						
Operating Temperature	NBR: -5~+80℃ EPDM: -5~+120℃ Viton: -10~+150℃ SI: -15~+150℃						
Voltage Range	+/_ 10%						
Valve Body Material	Stainless Steel / Brass						

UD Series 2/2 General Use Small Valve

Ordering Code: UD – 08 – □ – SS – □ – E2

- UD: 2/2 Norma Type
  UDH: 2/2 High Pressure Type
- Port Size
  6: 1/8"
  8: 1/4"
  10:3/8"
- Blank: Round Coil
  S: Square IP65 Coil
  A: Water Proof Coil
- Valve Body Material
  Blank: Brass
  SS: Stainless Steel
- Blank: NBR
  E:EPDM
  V:VITON
  SI:SI
- Voltage
  E1:AC110V
  E2:220VAC
  E3:AC380V
  E4:24VDC
  E5:DC12V
  E6:AC36V
  E7:AC24V

Symbol

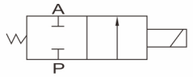

Specification

Model	UD-06	UD-08	UD-10	UDH-06	UDH-08	UDH-10
Working Medium	Air. Water, Steam					
Operation	Direct Acting					
Acting Type	Normal Close					
Orifice Size(mm)	2.5		4	1.2		2
CV Value	0.23		0.6	0.05		0.15
Port Size	1/8"	1/4"	3/8"	1/8"	1/4"	3/8"
Fluid Viscosity	20 CST Below					
Pressure Difference	Air. Water, Oil,Gas 0-0.7Mpa			Air. Water, Oil 0-2.0Mpa		
Max Working Pressure	1. 0Mpa			3. 5Mpa		
Operating Temperature	NBR:-5~+80℃ EPDM: -5~+120℃ Viton: -10~+150℃					
Voltage Range	+/_ 10%					
Valve Body Material	Stainless Steel / Brass					
Seal Material	NBR/EPDM/Viton					

US Series2/2 High Temperature Valve

Symbol

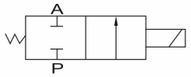

Ordering Code: US – 15 – SS – □ – □ – E2

- US Series 2/2 Valve
- Port Size
  15: 1/2"
  20: 3/4"
  25:1"
  35:1-1/4"
  40:1-1/2"
  50:2"
- Valve Body Material
  Blank: Brass
  SS: Stainless Steel
- Mounting Type:
  Blank:Thread
  F:Flange
- Coil Type
  Blank:Round Coil
  S:IP65 DIN Coil
  A:Water-proof Coil
  Z:Ex-proof Coil
  ES:Energy Saving Coil
- Voltage
  E1:AC110V
  E2:220VAC
  E3:AC380V
  E4:24VDC
  E5:DC12V
  E6:AC36V
  E7:AC24V

Specification

Model	US-15	US-20	US-25	US-35	US-40	US-50
Working Medium	Air. Water, Steam					
Operation	Pilot Operated, Direct Acting					
Acting Type	Normal Close					
Orifice Size(mm)	17		22	30		50
CV Value	4.8		12	20		48
Port Size	1/2"	3/4"	1"	1-1/4"	1-1/2"	2"
Fluid Viscosity	20 CST Below					
Pressure Difference	Pilot Operated 0.1-1.5Mpa, Direct Acting 0-0.8 Mpa					
Operating Temperature	PTFE: -20~+185℃ Viton: -10~+150℃					
Voltage Range	+/_ 10%					
Valve Body Material	Stainless Steel / Brass					
Seal Material	PTFE（Standard）/ Viton（Optional）					

P523 Series 2/2 High Pressure Valve

Symbol

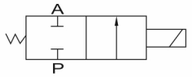

Ordering Code: P523 – 15 – □ – S – E2

- P523 Series 2/2 Valve
- Port Size
  8: 1/4"
  10:3/8"
  15: 1/2"
  20: 3/4"
  25:1"
- Working Type
  Blank: Normal Close
  NO: Normal Open
- Coil Type
  Blank:Round Coil
  S:IP65 DIN Coil
  A:Water-proof Coil
  Z:Ex-proof Coil
  ES:Energy Saving Coil
- Voltage
  E1:AC110V
  E2:220VAC
  E3:AC380V
  E4:24VDC
  E5:DC12V
  E6:AC36V
  E7:AC24V

Specification

Model	orificce(mm)	Port Size(mm)	Working Pressure	Ambient Temp.(℃)	Medium Temp.(℃)	KV Value (m^3/h)	Power Consumption		Frequency (HZ)	Power Voltage
							AC(VA)	DC(W)		
P523-08	13	1/4"	0.3~5.0	-20~+55	0~+180℃	3. 6	14	8	⩾ 1	AC24V
P523-10		3/8"								AC36V
P523-15		1/2"								AC110V
P523-20	25	3/4"	0.3~3.5			11			⩾ 0.5	AC220V
P523-25		1"								DC24V,DC12V

Fluid Valve

PJF Series Angle Seat Valve

Ordering Code: PJF – 50 – SS – SS316 – □ – □

- Angle Valve
- Orifice Size(mm)
  15: DN15
  20:DN20
  25:DN25
  32:DN32
  40:DN40
  50:DN50
  65:DN65
  80:DN80
  100:DN100
- Actuator Material
  Blank: Polyamide
  SS:Stainless Steel
- Valve Body Material
  Blank: SS304
  SS316:SS316
- Mounting
  Blank: Thread Type
  F:Flange
  Q:Tri-clamp Connection
  W:Welding Model
- Working Type
  Blank:Single Acting Normal Close (With spring return)
  2: Double Acting Normal Close (With spring return)
  5: Double Acting Normal Open (With Spring Return)
  6: Double Acting (No spring)

Specification

Medium Temperature	-10~+180℃
Ambient Temperature	-10~+60℃
Max. Working Pressure	1.6Mpa
Working Medium	Neutral And Aggressive Liquid,Gases
Working Pressure	0.4~0.8Mpa
Port Size	DN15~DN100
Body Material	SS304,SS316
Sealing Material	PTFE

Ball Valve / Pneumatic Ball Valve

Ordering Code: Q 6 4 1 F 16 P DN15 AT050D – □

- Ball valve Code
- Drive Mode
  Blank: Manual Drive
  6:Pneumatic Drive
- Connection Type
  1:Female Thread
  2:Male Thread
  4:Flange
  6:Welding
  7:Wafer
  8:Quick lamp
  9:Union
- Structure Type
  1:Floaiting Straiht-Through
  4:Floating L Type 3 Way
  5:Floating T Type 3 Way
- Sealing Surface Or Lining Material
  F:PTFE
  T:TFM
  H:Alloy Steel (Customized)
  Y: Carbide(Customized)
- Pressure Difference
  16:1.6Mpa
  25:2.5Mpa
  40:4.0Mpa
- Valve Body Material
  C: Cast Steel
  P:SS304
  R:SS316
  UP:UPVC
  CP:CPVC
- Port Size
  DN10~200
- Pneumatic Actuator Code
  AT032~270
- Accessory
  Solenid Valve
  Limit Switch
  Air Source Treatment Unit

Specification

Air Pressure	0.4~0.8Mpa
Control Medium	Neutra; Gas, Air
Ambient Temperature	-20℃ ~+60℃
Medium Temperature	-20℃ ~+180℃ (UPVC Ball Valve:-10℃ ~+45℃, CPVC Ball Valve:-15℃ ~+90℃)
Seal Working Temperature	F(PTFE):-20℃ ~+180℃, T(TFM):-30℃ ~+230℃
Manufacturing Standard	GB,ISO,ANSI,BS,DIN

Fluid Valve

PHEN Automation

PHEN AUTOMATION

Accessory

Various material and big product range
High stability and long life

P Series Plastic One Touch Push In Fitting

Ordering Code: PC 06 – 02 □

Series Code
PC
PL
PE
. . .

Tube size
04:4mm
06:6mm
08:8mm
10:10mm
12:12mm
14:14mm
16:16mm
5/32
3/16
1/4
5/16
3/8
1/2

Thread size
M5:M5
M6:M6
01:1/8
02:1/4
03:3/8
04:1/2

Thread Type
Blank:BSPT
G:BSPP
N:NPT

Specification

Ambient Temperature	0~60℃
Max. Working Pressure	1.2Mpa
Working Pressure	0~0.8Mpa
Working Medium	Air, Vacuum
Tube Material	Nylon/PU Tube

PC	Tube (Metric) -Thread (PT)			Tube (Metric) -Thread (BSPP)			Tube (Inch) -Thread (NPT)	
Straight Fitting Male Thread	PC4-M5	PC6-03	PC10-04	PC4-01G	PC8-03G	PC12-04G	PC5/32-1/8N	5/16-1/2N
	PC4-M6	PC6-04	PC12-01	PC4-02G	PC8-04G	PC14-03G	PC5/32-1/4N	3/8-1/8N
	PC4-01	PC8-01	PC12-02	PC4-03G	PC10-01G	PC14-04G	PC1/4-1/8N	3/8-1/4N
	PC4-02	PC8-02	PC12-03	PC6-01G	PC10-02G	PC16-03G	PC1/4-1/4N	3/8-3/8N
	PC4-03	PC8-03	PC12-04	PC6-02G	PC10-03G	PC16-04G	PC1/4-3/8N	3/8-1/2N
	PC6-M5	PC8-04	PC14-03	PC6-03G	PC10-04G		PC1/4-1/2N	1/2-1/8N
	PC6-M6	PC10-01	PC14-04	PC6-04G	PC12-01G		PC5/16-1/8N	1/2-1/4N
	PC6-01	PC10-02	PC16-03	PC8-01G	PC12-02G		PC5/16-1/4N	1/2-3/8N
	PC6-02	PC10-03	PC16-04	PC8-02G	PC12-03G		PC5/16-3/8N	1/2-1/2N

POC	Tube (Metric) -Thread (PT)			Tube (Metric) -Thread(BSPP/G)			Tube (Inch) -Thread(NPT)	
Straight Round Body Fitting	POC4-M5	POC6-03	POC10-04	POC4-01G	POC8-03G	POC12-04G	POC5/32-1/8N	POC5/16-1/2N
	POC4-M6	POC6-04	POC12-01	POC4-02G	POC8-04G	POC14-03G	POC5/32-1/4N	POC3/8-1/8N
	POC4-01	POC8-01	POC12-02	POC4-03G	POC10-01G	POC14-04G	POC1/4-1/8N	POC3/8-1/4N
	POC4-02	POC8-02	POC12-03	POC6-01G	POC10-02G	POC16-03G	POC1/4-1/4N	POC3/8-3/8N
	POC4-03	POC8-03	POC12-04	POC6-02G	POC10-03G	POC16-04G	POC1/4-3/8N	POC3/8-1/2N
	POC6-M5	POC8-04	POC14-03	POC6-03G	POC10-04G		POC1/4-1/2N	POC1/2-1/8N
	POC6-M6	POC10-01	POC14-04	POC6-04G	POC12-01G		POC5/16-1/8N	POC1/2-1/4N
	POC6-01	POC10-02	POC16-03	POC8-01G	POC12-02G		POC5/16-1/4N	POC1/2-3/8N
	POC6-02	POC10-03	POC16-04	POC8-02G	POC12-03G		POC5/16-3/8N	POC1/2-1/2N

PCF	Tube (Metric) -Thread (PT)			Tube (Metric) -Thread(BSPP/G)			Tube (Inch) -Thread(NPT)	
Straight Fitting Female Thread	PCF4-M5	PCF6-03	PCF10-04	PCF4-01G	PCF8-03G	PCF12-04G	PCF5/32-1/8N	PCF5/16-1/2N
	PCF4-M6	PCF6-04	PCF12-01	PCF4-02G	PCF8-04G	PCF14-03G	PCF5/32-1/4N	PCF3/8-1/8N
	PCF4-01	PCF8-01	PCF12-02	PCF4-03G	PCF10-01G	PCF14-04G	PCF1/4-1/8N	PCF3/8-1/4N
	PCF4-02	PCF8-02	PCF12-03	PCF6-01G	PCF10-02G	PCF16-03G	PCF1/4-1/4N	PCF3/8-3/8N
	PCF4-03	PCF8-03	PCF12-04	PCF6-02G	PCF10-03G	PCF16-04G	PCF1/4-3/8N	PCF3/8-1/2N
	PCF6-M5	PCF8-04	PCF14-03	PCF6-03G	PCF10-04G		PCF1/4-1/2N	PCF1/2-1/8N
	PCF6-M6	PCF10-01	PCF14-04	PCF6-04G	PCF12-01G		PCF5/16-1/8N	PCF1/2-1/4N
	PCF6-01	PCF10-02	PCF16-03	PCF8-01G	PCF12-02G		PCF5/16-1/4N	PCF1/2-3/8N
	PCF6-02	PCF10-03	PCF16-04	PCF8-02G	PCF12-03G		PCF5/16-3/8N	PCF1/2-1/2N

PL	Tube (Metric) -Thread (PT)			Tube (Metric) -Thread(BSPP/G)			Tube (Inch) -Thread(NPT)	
Elbow Fitting Male Thread	PL4-M5	PL6-03	PL10-04	PL4-01G	PL8-03G	PL12-04G	PL5/32-1/8N	PL5/16-1/2N
	PL4-M6	PL6-04	PL12-01	PL4-02G	PL8-04G	PL14-03G	PL5/32-1/4N	PL3/8-1/8N
	PL4-01	PL8-01	PL12-02	PL4-03G	PL10-01G	PL14-04G	PL1/4-1/8N	PL3/8-1/4N
	PL4-02	PL8-02	PL12-03	PL6-01G	PL10-02G	PL16-03G	PL1/4-1/4N	PL3/8-3/8N
	PL4-03	PL8-03	PL12-04	PL6-02G	PL10-03G	PL16-04G	PL1/4-3/8N	PL3/8-1/2N
	PL6-M5	PL8-04	PL14-03	PL6-03G	PL10-04G		PL1/4-1/2N	PL1/2-1/8N
	PL6-M6	PL10-01	PL14-04	PL6-04G	PL12-01G		PL5/16-1/8N	PL1/2-1/4N
	PL6-01	PL10-02	PL16-03	PL8-01G	PL12-02G		PL5/16-1/4N	PL1/2-3/8N
	PL6-02	PL10-03	PL16-04	PL8-02G	PL12-03G		PL5/16-3/8N	PL1/2-1/2N

Accessory

PLF	Tube (Metric) -Thread (PT)			Tube (Metric) -Thread (BSPP/G)			Tube (Inch) -Thread(NPT)	
Elbow Fitting Female Thread	PLF4-M5	PLF6-03	PLF10-04	PLF4-01G	PLF8-03G	PLF12-04G	PLF5/32-1/8N	PLF5/16-1/2N
	PLF4-M6	PLF6-04	PLF12-01	PLF4-02G	PLF8-04G	PLF14-03G	PLF5/32-1/4N	PLF3/8-1/8N
	PLF4-01	PLF8-01	PLF12-02	PLF4-03G	PLF10-01G	PLF14-04G	PLF1/4-1/8N	PLF3/8-1/4N
	PLF4-02	PLF8-02	PLF12-03	PLF6-01G	PLF10-02G	PLF16-03G	PLF1/4-1/4N	PLF3/8-3/8N
	PLF4-03	PLF8-03	PLF12-04	PLF6-02G	PLF10-03G	PLF16-04G	PLF1/4-3/8N	PLF3/8-1/2N
	PLF6-M5	PLF8-04	PLF14-03	PLF6-03G	PLF10-04G		PLF1/4-1/2N	PLF1/2-1/8N
	PLF6-M6	PLF10-01	PLF14-04	PLF6-04G	PLF12-01G		PLF5/16-1/8N	PLF1/2-1/4N
	PLF6-01	PLF10-02	PLF16-03	PLF8-01G	PLF12-02G		PLF5/16-1/4N	PLF1/2-3/8N
	PLF6-02	PLF10-03	PLF16-04	PLF8-02G	PLF12-03G		PLF5/16-3/8N	PLF1/2-1/2N

PLL	Tube (Metric) -Thread (PT)			Tube (Metric) -Thread (BSPP/G)			Tube (Inch) -Thread(NPT)	
Long Elbow Fitting Female Thread	PLL4-M5	PLL6-03	PLL10-04	PLL4-01G	PLL8-03G	PLL12-04G	PLL5/32-1/8N	PLL5/16-1/2N
	PLL4-M6	PLL6-04	PLL12-01	PLL4-02G	PLL8-04G	PLL14-03G	PLL5/32-1/4N	PLL3/8-1/8N
	PLL4-01	PLL8-01	PLL12-02	PLL4-03G	PLL10-01G	PLL14-04G	PLL1/4-1/8N	PLL3/8-1/4N
	PLL4-02	PLL8-02	PLL12-03	PLL6-01G	PLL10-02G	PLL16-03G	PLL1/4-1/4N	PLL3/8-3/8N
	PLL4-03	PLL8-03	PLL12-04	PLL6-02G	PLL10-03G	PLL16-04G	PLL1/4-3/8N	PLL3/8-1/2N
	PLL6-M5	PLL8-04	PLL14-03	PLL6-03G	PLL10-04G		PLL1/4-1/2N	PLL1/2-1/8N
	PLL6-M6	PLL10-01	PLL14-04	PLL6-04G	PLL12-01G		PLL5/16-1/8N	PLL1/2-1/4N
	PLL6-01	PLL10-02	PLL16-03	PLL8-01G	PLL12-02G		PLL5/16-1/4N	PLL1/2-3/8N
	PLL6-02	PLL10-03	PLL16-04	PLL8-02G	PLL12-03G		PLL5/16-3/8N	PLL1/2-1/2N

PB	Tube (Metric) -Thread (PT)			Tube (Metric) -Thread (BSPP/G)			Tube (Inch) -Thread(NPT)	
T Type Fitting Male Thread In Middle	PB4-M5	PB6-03	PB10-04	PB4-01G	PB8-03G	PB12-04G	PB5/32-1/8N	PB5/16-1/2N
	PB4-M6	PB6-04	PB12-01	PB4-02G	PB8-04G	PB14-03G	PB5/32-1/4N	PB3/8-1/8N
	PB4-01	PB8-01	PB12-02	PB4-03G	PB10-01G	PB14-04G	PB1/4-1/8N	PB3/8-1/4N
	PB4-02	PB8-02	PB12-03	PB6-01G	PB10-02G	PB16-03G	PB1/4-1/4N	PB3/8-3/8N
	PB4-03	PB8-03	PB12-04	PB6-02G	PB10-03G	PB16-04G	PB1/4-3/8N	PB3/8-1/2N
	PB6-M5	PB8-04	PB14-03	PB6-03G	PB10-04G		PB1/4-1/2N	PB1/2-1/8N
	PB6-M6	PB10-01	PB14-04	PB6-04G	PB12-01G		PB5/16-1/8N	PB1/2-1/4N
	PB6-01	PB10-02	PB16-03	PB8-01G	PB12-02G		PB5/16-1/4N	PB1/2-3/8N
	PB6-02	PB10-03	PB16-04	PB8-02G	PB12-03G		PB5/16-3/8N	PB1/2-1/2N

PD	Tube (Metric) -Thread (PT)			Tube (Metric) -Thread(BSPP/G)			Tube (Inch) -Thread(NPT)	
T Type Fitting Male Thread At Side	PD4-M5	PD6-03	PD10-04	PD4-01G	PD8-03G	PD12-04G	PD5/32-1/8N	PD5/16-1/2N
	PD4-M6	PD6-04	PD12-01	PD4-02G	PD8-04G	PD14-03G	PD5/32-1/4N	PD3/8-1/8N
	PD4-01	PD8-01	PD12-02	PD4-03G	PD10-01G	PD14-04G	PD1/4-1/8N	PD3/8-1/4N
	PD4-02	PD8-02	PD12-03	PD6-01G	PD10-02G	PD16-03G	PD1/4-1/4N	PD3/8-3/8N
	PD4-03	PD8-03	PD12-04	PD6-02G	PD10-03G	PD16-04G	PD1/4-3/8N	PD3/8-1/2N
	PD6-M5	PD8-04	PD14-03	PD6-03G	PD10-04G		PD1/4-1/2N	PD1/2-1/8N
	PD6-M6	PD10-01	PD14-04	PD6-04G	PD12-01G		PD5/16-1/8N	PD1/2-1/4N
	PD6-01	PD10-02	PD16-03	PD8-01G	PD12-02G		PD5/16-1/4N	PD1/2-3/8N
	PD6-02	PD10-03	PD16-04	PD8-02G	PD12-03G		PD5/16-3/8N	PD1/2-1/2N

PX	Tube (Metric) -Thread (PT)			Tube (Metric) -Thread (BSPP/G)			Tube (Inch) -Thread(NPT)	
Y Type Fitting Male Thread	PX4-M5	PX6-03	PX10-04	PX4-01G	PX8-03G	PX12-04G	PX5/32-1/8N	PX5/16-1/2N
	PX4-M6	PX6-04	PX12-01	PX4-02G	PX8-04G	PX14-03G	PX5/32-1/4N	PX3/8-1/8N
	PX4-01	PX8-01	PX12-02	PX4-03G	PX10-01G	PX14-04G	PX1/4-1/8N	PX3/8-1/4N
	PX4-02	PX8-02	PX12-03	PX6-01G	PX10-02G	PX16-03G	PX1/4-1/4N	PX3/8-3/8N
	PX4-03	PX8-03	PX12-04	PX6-02G	PX10-03G	PX16-04G	PX1/4-3/8N	PX3/8-1/2N
	PX6-M5	PX8-04	PX14-03	PX6-03G	PX10-04G		PX1/4-1/2N	PX1/2-1/8N
	PX6-M6	PX10-01	PX14-04	PX6-04G	PX12-01G		PX5/16-1/8N	PX1/2-1/4N
	PX6-01	PX10-02	PX16-03	PX8-01G	PX12-02G		PX5/16-1/4N	PX1/2-3/8N
	PX6-02	PX10-03	PX16-04	PX8-02G	PX12-03G		PX5/16-3/8N	PX1/2-1/2N

PH	Tube (Metric) -Thread (PT)			Tube (Metric) -Thread (BSPP/G)			Tube (Inch) -Thread(NPT)	
Universal Fitting Male Thread	PH4-M5	PH6-03	PH10-04	PH4-01G	PH8-03G	PH12-04G	PH5/32-1/8N	PH5/16-1/2N
	PH4-M6	PH6-04	PH12-01	PH4-02G	PH8-04G	PH14-03G	PH5/32-1/4N	PH3/8-1/8N
	PH4-01	PH8-01	PH12-02	PH4-03G	PH10-01G	PH14-04G	PH1/4-1/8N	PH3/8-1/4N
	PH4-02	PH8-02	PH12-03	PH6-01G	PH10-02G	PH16-03G	PH1/4-1/4N	PH3/8-3/8N
	PH4-03	PH8-03	PH12-04	PH6-02G	PH10-03G	PH16-04G	PH1/4-3/8N	PH3/8-1/2N
	PH6-M5	PH8-04	PH14-03	PH6-03G	PH10-04G		PH1/4-1/2N	PH1/2-1/8N
	PH6-M6	PH10-01	PH14-04	PH6-04G	PH12-01G		PH5/16-1/8N	PH1/2-1/4N
	PH6-01	PH10-02	PH16-03	PH8-01G	PH12-02G		PH5/16-1/4N	PH1/2-3/8N
	PH6-02	PH10-03	PH16-04	PH8-02G	PH12-03G		PH5/16-3/8N	PH1/2-1/2N

PHF	Tube (Metric) -Thread (PT)			Tube (Metric) -Thread (BSPP/G)			Tube (Inch) -Thread(NPT)	
Universal Fitting Female Thread	PHF4-M5	PHF6-03	PHF10-04	PHF4-01G	PHF8-03G	PHF12-04G	PHF5/32-1/8N	PHF5/16-1/2N
	PHF4-M6	PHF6-04	PHF12-01	PHF4-02G	PHF8-04G	PHF14-03G	PHF5/32-1/4N	PHF3/8-1/8N
	PHF4-01	PHF8-01	PHF12-02	PHF4-03G	PHF10-01G	PHF14-04G	PHF1/4-1/8N	PHF3/8-1/4N
	PHF4-02	PHF8-02	PHF12-03	PHF6-01G	PHF10-02G	PHF16-03G	PHF1/4-1/4N	PHF3/8-3/8N
	PHF4-03	PHF8-03	PHF12-04	PHF6-02G	PHF10-03G	PHF16-04G	PHF1/4-3/8N	PHF3/8-1/2N
	PHF6-M5	PHF8-04	PHF14-03	PHF6-03G	PHF10-04G		PHF1/4-1/2N	PHF1/2-1/8N
	PHF6-M6	PHF10-01	PHF14-04	PHF6-04G	PHF12-01G		PHF5/16-1/8N	PHF1/2-1/4N
	PHF6-01	PHF10-02	PHF16-03	PHF8-01G	PHF12-02G		PHF5/16-1/4N	PHF1/2-3/8N
	PHF6-02	PHF10-03	PHF16-04	PHF8-02G	PHF12-03G		PHF5/16-3/8N	PHF1/2-1/2N

PMF	Tube (Metric) -Thread (PT)			Tube (Metric) -Thread(BSPP/G)			Tube (Inch) -Thread(NPT)	
Bulk Head Fitting Female Thread	PMF4-M5	PMF6-03	PMF10-04	PMF4-01G	PMF8-03G	PMF12-04G	PMF5/32-1/8N	PMF5/16-1/2N
	PMF4-M6	PMF6-04	PMF12-01	PMF4-02G	PMF8-04G	PMF14-03G	PMF5/32-1/4N	PMF3/8-1/8N
	PMF4-01	PMF8-01	PMF12-02	PMF4-03G	PMF10-01G	PMF14-04G	PMF1/4-1/8N	PMF3/8-1/4N
	PMF4-02	PMF8-02	PMF12-03	PMF6-01G	PMF10-02G	PMF16-03G	PMF1/4-1/4N	PMF3/8-3/8N
	PMF4-03	PMF8-03	PMF12-04	PMF6-02G	PMF10-03G	PMF16-04G	PMF1/4-3/8N	PMF3/8-1/2N
	PMF6-M5	PMF8-04	PMF14-03	PMF6-03G	PMF10-04G		PMF1/4-1/2N	PMF1/2-1/8N
	PMF6-M6	PMF10-01	PMF14-04	PMF6-04G	PMF12-01G		PMF5/16-1/8N	PMF1/2-1/4N
	PMF6-01	PMF10-02	PMF16-03	PMF8-01G	PMF12-02G		PMF5/16-1/4N	PMF1/2-3/8N
	PMF6-02	PMF10-03	PMF16-04	PMF8-02G	PMF12-03G		PMF5/16-3/8N	PMF1/2-1/2N

Accessory

Accessory

PKB	Tube (Metric) -Thread (PT)			Tube (Metric) -Thread (BSPP/G)			Tube (Inch) -Thread(NPT)	
Y Type Fitting Male Thread	PKB4-M5	PKB6-03	PKB10-04	PKB4-01G	PKB8-03G	PKB12-04G	PKB5/32-1/8N	PKB5/16-1/2N
	PKB4-M6	PKB6-04	PKB12-01	PKB4-02G	PKB8-04G	PKB14-03G	PKB5/32-1/4N	PKB3/8-1/8N
	PKB4-01	PKB8-01	PKB12-02	PKB4-03G	PKB10-01G	PKB14-04G	PKB1/4-1/8N	PKB3/8-1/4N
	PKB4-02	PKB8-02	PKB12-03	PKB6-01G	PKB10-02G	PKB16-03G	PKB1/4-1/4N	PKB3/8-3/8N
	PKB4-03	PKB8-03	PKB12-04	PKB6-02G	PKB10-03G	PKB16-04G	PKB1/4-3/8N	PKB3/8-1/2N
	PKB6-M5	PKB8-04	PKB14-03	PKB6-03G	PKB10-04G		PKB1/4-1/2N	PKB1/2-1/8N
	PKB6-M6	PKB10-01	PKB14-04	PKB6-04G	PKB12-01G		PKB5/16-1/8N	PKB1/2-1/4N
	PKB6-01	PKB10-02	PKB16-03	PKB8-01G	PKB12-02G		PKB5/16-1/4N	PKB1/2-3/8N
	PKB6-02	PKB10-03	PKB16-04	PKB8-02G	PKB12-03G		PKB5/16-3/8N	PKB1/2-1/2N

PU	Tube (Metric)	Tube (Imperial)
Straight Tube Connector	Pu04	PU5/32
	PU06	PU1/4
	PU08	PU5/16
	PU10	PU3/8
	PU12	PU1/2
	PU14	
	Pu16	

PV	Tube (Metric)	Tube (Imperial)
Elbow Tube Connector	PV04	PV5/32
	PV06	PV1/4
	PV08	PV5/16
	PV10	PV3/8
	PV12	PV1/2
	PV14	
	Pv16	

PE	Tube (Metric)	Tube (Imperial)
T Type Tube Connector	Pe04	PE5/32
	PE06	PE1/4
	PE08	PE5/16
	PE10	PE3/8
	PE12	PE1/2
	PE14	
	Pe16	

PY	Tube (Metric)	Tube (Imperial)
Y Type Tube Connector	Py04	PY5/32
	PY06	PY1/4
	PY08	PY5/16
	PY10	PY3/8
	PY12	PY1/2
	PY14	
	Py16	

PEG	Tube (Metric)	Tube (Imperial)
Diff.Diam Tee Tube Connector	PEG06-04	PEG1/4-5/32
	PEG08-04	PEG5/16-5/32
	PEG08-06	PEG5/16-1/4
	PEG10-06	PEG3/8-1/4
	PEG10-08	PEG3/8-5/16
	PEG12-06	PEG1/2-1/4
	PEG12-08	PEG1/2-5/16
	PEG12-10	PEG1/2-3/8
	PEG16-12	

PW	Tube (Metric)	Tube (Imperial)
Diff.Diam Y Tube Connector	PW06-04	PW1/4-5/32
	PW08-04	PW5/16-5/32
	PW08-06	PW5/16-1/4
	PW10-06	PW3/8-1/4
	PW10-08	PW3/8-5/16
	PW12-06	PW1/2-1/4
	PW12-08	PW1/2-5/16
	PW12-10	PW1/2-3/8
	PW16-12	

PM	Tube (Metric)	Tube (Imperial)
Bulk Head Tube Fitting	PM04	PM5/32
	PM06	PM1/4
	PM08	PM5/16
	PM10	PM3/8
	PM12	PM1/2
	PM14	
	PM16	

SU	Tube (Metric)	Tube (Imperial)
Tube Connector Speed Controller	SU04	SU5/32
	SU06	SU1/4
	SU08	SU5/16
	SU10	SU3/8
	SU12	SU1/2
	SU14	
	SU16	

PLJ	Tube (Metric)	Tube (Imperial)
	PLJ04	PLJ5/32
	PLJ06	PLJ1/4
	PLJ08	PLJ5/16
	PLJ10	PLJ3/8
	PLJ12	PLJ1/2

PYJ	Tube (Metric)	Tube (Imperial)
	PYJ04	PYJ5/32
	PYJ06	PYJ1/4
	PYJ08	PYJ5/16
	PYJ10	PYJ3/8
	PYJ12	PYJ1/2

PZ	Tube (Metric)	Tube (Imperial)
	PZ04	PZ5/32
	PZ06	PZ1/4
	PZ08	PZ5/16
	PZ10	PZ3/8
	PZ12	PZ1/2

PP	Tube (Metric)	Tube (Imperial)
	Pz04	PZ5/32
	PZ06	PZ1/4
	PZ08	PZ5/16
	PZ10	PZ3/8
	Pz12	PZ1/2

PK	Tube (Metric)	Tube (Imperial)
	PZ04	PZ5/32
	PZ06	PZ1/4
	PZ08	PZ5/16
	PZ10	PZ3/8
	PZ12	PZ1/2

PG	Tube (Metric)	Tube (Imperial)
Diff. Diam Straight Tube Connector	PG06-04	PG1/4-5/32
	PG08-04	PG5/16-5/32
	PG08-06	PG5/16-1/4
	PG10-06	PG3/8-1/4
	PG10-08	PG3/8-5/16
	PG12-06	PG1/2-1/4
	PG12-08	PG1/2-5/16
	PG12-10	PG1/2-3/8
	PG16-12	

PGJ	Tube (Metric)	Tube (Imperial)
Brass Reducer	PGJ06-04	PGJ1/4-5/32
	PGJ08-04	PGJ5/16-5/32
	PGJ08-06	PGJ5/16-1/4
	PGJ10-06	PGJ3/8-1/4
	PGJ10-08	PGJ3/8-5/16
	PGJ12-06	PGJ1/2-1/4
	PGJ12-08	PGJ1/2-5/16
	PGJ12-10	PGJ1/2-3/8
	PGJ16-12	

PPGJ	Tube (Metric)	Tube (Imperial)
Plastic Reducer	PPGJ06-04	PPGJ1/4-5/32
	PPGJ08-04	PPGJ5/16-5/32
	PPGJ08-06	PPGJ5/16-1/4
	PPGJ10-06	PPGJ3/8-1/4
	PPGJ10-08	PPGJ3/8-5/16
	PPGJ12-08	PPGJ1/2-5/16
	PPGJ12-10	PPGJ1/2-3/8

Accessory

PYJW	Tube (Metric)	Tube (Imperial)
	PYJW06-04	PYJW1/4-5/32
	PYJW08-06	PYJW5/16-1/4
	PYJW10-08	PYJW3/8-5/16
	PYJW12-10	PYJW1/2-3/8

ASC	Tube(Metric)-Thread(PT)			Tube (Metric) -Thread(BSPP/G)			Tube (Inch) -Thread (NPT)	
Speed Controller	ASC4-M5	ASC6-03	ASC10-04	ASC4-01G	ASC8-03G	ASC12-04G	ASC5/32-1/8N	ASC5/16-1/2N
	ASC4-M6	ASC6-04	ASC12-01	ASC4-02G	ASC8-04G	ASC14-03G	ASC5/32-1/4N	ASC3/8-1/8N
	ASC4-01	ASC8-01	ASC12-02	ASC4-03G	ASC10-01G	ASC14-04G	ASC1/4-1/8N	ASC3/8-1/4N
	ASC4-02	ASC8-02	ASC12-03	ASC6-01G	ASC10-02G	ASC16-03G	ASC1/4-1/4N	ASC3/8-3/8N
	ASC4-03	ASC8-03	ASC12-04	ASC6-02G	ASC10-03G	ASC16-04G	ASC1/4-3/8N	ASC3/8-1/2N
	ASC6-M5	ASC8-04	ASC14-03	ASC6-03G	ASC10-04G		ASC1/4-1/2N	ASC1/2-1/8N
	ASC6-M6	ASC10-01	ASC14-04	ASC6-04G	ASC12-01G		ASC5/16-1/8N	ASC1/2-1/4N
	ASC6-01	ASC10-02	ASC16-03	ASC8-01G	ASC12-02G		ASC5/16-1/4N	ASC1/2-3/8N
	ASC6-02	ASC10-03	ASC16-04	ASC8-02G	ASC12-03G		ASC5/16-3/8N	ASC1/2-1/2N

HVFS	Tube(Metric)-Thread(PT)		Tube (Metric) -Thread(BSPP)		Tube (Inch) -Thread (NPT)	
	HVFS6-01	HVFS10-02	HVFS6-01G	HVFS10-02G	HVFS1/4-1/8N	HVFS3/8-1/4N
	HVFS6-02	HVFS10-03	HVFS6-02G	HVFS10-03G	HVFS1/4-1/4N	HVFS3/8-3/8N
	HVFS6-03	HVFS10-04	HVFS6-03G	HVFS10-04G	HVFS1/4-3/8N	HVFS3/8-1/2N
	HVFS8-01	HVFS12-02	HVFS8-01G	HVFS12-02G	HVFS5/16-1/8N	HVFS1/2-1/4N
	HVFS8-02	HVFS12-03	HVFS8-02G	HVFS12-03G	HVFS5/16-1/4N	HVFS1/2-3/8N
	HVFS8-03	HVFS12-04	HVFS8-03G	HVFS12-04G	HVFS5/16-3/8N	HVFS1/2-1/2N

HVSF	Tube(Metric)-Thread(PT)		Tube (Metric) -Thread(BSPP)		Tube (Inch) -Thread (NPT)	
	HVFS6-01	HVFS10-02	HVFS6-01G	HVFS10-02G	HVFS1/4-1/8N	HVFS3/8-1/4N
	HVFS6-02	HVFS10-03	HVFS6-02G	HVFS10-03G	HVFS1/4-1/4N	HVFS3/8-3/8N
	HVFS6-03	HVFS10-04	HVFS6-03G	HVFS10-04G	HVFS1/4-3/8N	HVFS3/8-1/2N
	HVFS8-01	HVFS12-02	HVFS8-01G	HVFS12-02G	HVFS5/16-1/8N	HVFS1/2-1/4N
	HVFS8-02	HVFS12-03	HVFS8-02G	HVFS12-03G	HVFS5/16-1/4N	HVFS1/2-3/8N
	HVFS8-03	HVFS12-04	HVFS8-03G	HVFS12-04G	HVFS5/16-3/8N	HVFS1/2-1/2N

HVSS	Tube(Metric)-Thread(PT)		Thread (G) -Thread (G)		Thread (NPT) - Thread(NPT)	
	HVSS01-01	HVSS03-03	HVSS 01G-01G	HVSS 03G-03G	HVSS1/8N -1/8N	HVSS3/8N-3/8N
	HVSS02-01	HVSS04-03	HVSS 02G-01G	HVSS 04G-03G	HVSS1/4N -1/8N	HVSS1/2N -3/8N
	HVSS02-02	HVSS04-04	HVSS 02G-02G	HVSS 04G-04G	HVSS1/4N -1/4N	HVSS1/2N -1/2N
	HVSS02-03		HVSS 02G-03G		HVSS1/4N -3/8N	

HVFF	Tube (Metric) -Tube (Metric)	
	HVFF06-06	HVFF10-10
	HVFF08-06	HVFF12-10
	HVFF08-08	HVFF12-12
	HVFF10-08	

Accessory

BV Series Ball Vall Fitting

Ordering Code: BVC 01 – 04 □

- Ball Valve Fitting Code: BVC, BVU, BVG, BVM
- Thread or Tube Size: M5: M5 thread; 01: 1/8"; 04:4mm; 06:6mm
- Thread or Tube Size: M5: M5 thread; 01: 1/8"; 04:4mm; 06:6mm
- Thread Type: Blank: BSPT; G: BSPP

BVC	Model: BVC R-φD
Straight Ball Fitting	Tube (Metric) - Thread
	BVCM5-04
	BVCM5-06
	BVC01-04
	BVC01-06

BVU	Model: BVUφD1-φD2
Tube Connect Ball Fitting	Tube (Metric) -Tube(Metric)
	BVU04-04
	BVU06-06

BVG	Model: BVGφD1-φD2
Tube Reducer Ball Fitting	Tube (Metric) -Tube(Metric)
	BVG06-04

BVLC	Model: BVLC R-φD
Elbow Ball Fitting	Tube (Metric) -Tube(Metric)
	BVLCM5-04
	BVLCM5-06
	BVLC01-04
	BVLC01-06

BVLU	Model: BVLUφD1-φD2
Elbow Tube Connector Ball Fitting	Tube (Metric) -Tube(Metric)
	BVLU04-04
	BVLU06-06

BVLG	Model: BVGφD1-φD2
Elbow Tube Reducer Ball Fitting	Tube (Metric) -Tube(Metric)
	BVG06-04

BVLC	Model: BVLC φD-R
Elbow Ball Fitting	Tube (Metric) - Thread
	BVLC04-M5
	BVLC06-M5
	BVLC04-01
	BVLC06-01

BVM	Model: BVMφD1-φD2
Bulk Head Tube Connect Ball Fitting	Tube (Metric) -Tube(Metric)
	BVM06-04
	BVM06-06

BVLM	Model: BVLMφD1-φD2
Elbow Bulk Head Tube Reducer Ball Fitting	Tube (Metric) -Tube(Metric)
	BVLM06-04
	BVLU06-06

Accessory

P Series Metal One Touch Push In Fitting

Ordering Code: PCT 06 – 02 □

Series Code
PCT
PDT
PBT
. . .

Tube size
04:4mm
06:6mm
08:8mm
10:10mm
12:12mm
14:14mm
16:16mm
5/32
3/16
1/4
5/16
3/8
1/2

Thread size
M5:M5
M6:M6
01:1/8
02:1/4
03:3/8
04:1/2

Thread Type
Blank:BSPT
G:BSPP
N:NPT

Specification

Ambient Temperature	0~60℃
Max. Working Pressure	1.8Mpa
Working Pressure	0~1.5Mpa
Working Medium	Air, Vacuum
Tube Material	Nylon/PU Tube

PCT	Tube (Metric) -Thread (PT)			Tube (Metric) -Thread (BSPP)		
Metal Straight Fitting Male Thread	PCT4-M5	PCT6-04	PCT10-03	PCT4-01G	PCT8-02G	PCT12-02G
	PCT4-01	PCT8-01	PCT10-04	PCT4-02G	PCT8-03G	PCT12-03G
	PCT4-02	PCT8-02	PCT12-02	PCT6-01G	PCT8-04G	PCT12-04G
	PCT6-M5	PCT8-03	PCT12-03	PCT6-02G	PCT10-01G	
	PCT6-01	PCT8-04	PCT12-04	PCT6-03G	PCT10-02G	
	PCT6-02	PCT10-01		PCT6-04G	PCT10-03G	
	PCT6-03	PCT10-02		PCT8-01G	PCT10-04G	

PBT	Tube (Metric) -Thread (PT)			Tube (Metric) -Thread (BSPP)		
T Fitting Center Male Thread	PBT4-M5	PBT6-04	PBT10-03	PBT4-01G	PBT8-02G	PBT12-02G
	PBT4-01	PBT8-01	PBT10-04	PBT4-02G	PBT8-03G	PBT12-03G
	PBT4-02	PBT8-02	PBT12-02	PBT6-01G	PBT8-04G	PBT12-04G
	PBT6-M5	PBT8-03	PBT12-03	PBT6-02G	PBT10-01G	
	PBT6-01	PBT8-04	PBT12-04	PBT6-03G	PBT10-02G	
	PBT6-02	PBT10-01		PBT6-04G	PBT10-03G	
	PBT6-03	PBT10-02		PBT8-01G	PBT10-04G	

PDT	Tube (Metric) -Thread (PT)			Tube (Metric) -Thread (BSPP)		
Branch T Fitting Male Thread	PDT4-M5	PDT6-04	PDT10-03	PDT4-01G	PDT8-02G	PDT12-02G
	PDT4-01	PDT8-01	PDT10-04	PDT4-02G	PDT8-03G	PDT12-03G
	PDT4-02	PDT8-02	PDT12-02	PDT6-01G	PDT8-04G	PDT12-04G
	PDT6-M5	PDT8-03	PDT12-03	PDT6-02G	PDT10-01G	
	PDT6-01	PDT8-04	PDT12-04	PDT6-03G	PDT10-02G	
	PDT6-02	PDT10-01		PDT6-04G	PDT10-03G	
	PDT6-03	PDT10-02		PDT8-01G	PDT10-04G	

PHT	Tube (Metric) -Thread (PT)			Tube (Metric) -Thread (BSPP)		
Single Univrsal Elbow Fitting Male Thread	PHT4-M5	PHT8-01		PHT4-01G	PHT8-02G	
	PHT4-01	PHT8-02		PHT4-02G	PHT8-03G	
	PHT4-02	PHT8-03		PHT6-01G	PHT10-01G	
	PHT6-M5	PHT10-01		PHT6-02G	PHT10-02G	
	PHT6-01	PHT10-02		PHT8-01G	PHT10-03G	
	PHT6-02	PHT10-03				

PLT	Tube (Metric) -Thread (PT)			Tube (Metric) -Thread (BSPP)		
Elbow Fitting Male Thread	PLT4-M5	PLT6-04	PLT10-03	PLT4-01G	PLT8-02G	PLT12-02G
	PLT4-01	PLT8-01	PLT10-04	PLT4-02G	PLT8-03G	PLT12-03G
	PLT4-02	PLT8-02	PLT12-02	PLT6-01G	PLT8-04G	PLT12-04G
	PLT6-M5	PLT8-03	PLT12-03	PLT6-02G	PLT10-01G	
	PLT6-01	PLT8-04	PLT12-04	PLT6-03G	PLT10-02G	
	PLT6-02	PLT10-01		PLT6-04G	PLT10-03G	
	PLT6-03	PLT10-02		PLT8-01G	PLT10-04G	

SCT	Tube (Metric) -Thread (PT)			Tube (Metric) -Thread (BSPP)		
Metal Speed Controler Fitting Male Thread	SCT-M5	SCT8-01		SCT4-01G	SCT8-01G	
	SCT4-01	SCT8-02		SCT4-02G	SCT8-02G	
	SCT4-02	SCT8-03		SCT6-01G	SCT8-03G	
	SCT6-M5	SCT10-03		SCT6-02G	SCT10-03G	
	SCT6-01					
	SCT6-02					

Accessory

PCFT	Tube (Metric) -Thread (PT)			Tube (Metric) -Thread (BSPP)		
Metal Straight Fitting Female Thread	PCFT4-M5	PCFT6-04	PCFT10-03	PCFT4-01G	PCFT8-02G	PCFT12-02G
	PCFT4-01	PCFT8-01	PCFT10-04	PCFT4-02G	PCFT8-03G	PCFT12-03G
	PCFT4-02	PCFT8-02	PCFT12-02	PCFT6-01G	PCFT8-04G	PCFT12-04G
	PCFT6-M5	PCFT8-03	PCFT12-03	PCFT6-02G	PCFT10-01G	
	PCFT6-01	PCFT8-04	PCFT12-04	PCFT6-03G	PCFT10-02G	
	PCFT6-02	PCFT10-01		PCFT6-04G	PCFT10-03G	
	PCFT6-03	PCFT10-02		PCFT8-01G	PCFT10-04G	

PUT	Tube Same Size (Metric)			Tube Reducer (Metric)		
Metal Straight Tube Fitting	PUT04			PUT06-04		
	PUT06			PUT08-06		
	PUT08			PUT10-08		
	PUT10			PUT12-10		
	PUT12					

PET	Tube Same Size (Metric)		
Metal T Tube Fitting	PET04		
	PET06		
	PET08		
	PET10		
	PET12		

PVT	Tube Same Size (Metric)		
Metal Elbow Tube Fitting	PVT04		
	PVT06		
	PVT08		
	PVT10		
	PVT12		

PZT	Tube (Metric)		
Metal Cross Type Tube Fitting	PZT04		
	PZT06		
	PZT08		
	PZT10		
	PZT12		

PYT	Tube (Metric)		
Metal Y Type Tube Fitting	PYT04		
	PYT06		
	PYT08		
	PYT10		
	PYT12		

PMT	Tube (Metric)		
Metal Panel Mounting Straight Fitting	PMT04		
	PMT06		
	PMT08		
	PMT10		
	PMT12		

PGJT	Tube (Metric)		
Metal Tube Out-In Connect Fitting	PGJT04		
	PGJT06		
	PGJT08		
	PGJT10		
	PGJT12		

Accessory

I Series Metal Push on Fitting

Tube ID Ref

OD	ODX ID Code		
	Blank	A	B
04:04mm	4X2.5		
06:06mm	6x4		
08:08mm	8x6	8x5	
10:10mm	10x8	10x6.5	
12:12mm	12x10	12x8	12x9

Ordering Code: IBC 08 – 01 – □ – □ – □

- Push On Fitting Model Remark:IBL Is Not The Swivel Type
- Tube Od
  04:04mm
  06:06mm
  08:08mm
  10:10mm
  12:12mm
- Thread Size
  01: 1/8"
  02: 1/4"
  03: 3/8"
  04: 1/2"
- Thread Type
  Blank: BSPT
  G: BSPP
- Tube ID Ref
- Cap Style
  Blank: Knurling
  S: Hexagon

Specification

Ambient Temperature	0~60℃
Max. Working Pressure	1.8Mpa
Working Pressure	0~1.5Mpa
Working Medium	Air, Vacuum
Tube Material	Nylon/PU Tube

IBV	Tube (Metric)
Metal Straight Fitting Male Thread	IBV04
	IBV06
	IBV08
	IBV10
	IBV12

IBE	Tube (Metric)
Metal Straight Fitting Male Thread	IBE04
	IBE06
	IBE08
	IBE10
	IBE12

IBU	Tube (Metric)
Metal Straight Fitting Male Thread	IBU04
	IBU06
	IBU08
	IBU10
	IBU12

Accessory

IBC	Tube (Metric) -Thread(PT)			Tube (Metric) -Thread (BSPP)		
Metal Straight Fitting Male Thread	IBC4-01	IBC8-01	IBC10-03	IBC4-01G	IBC8-01G	IBC10-03G
	IBC4-02	IBC8-02	IBC10-04	IBC4-02G	IBC8-02G	IBC10-04G
	IBC6-01	IBC8-03	IBC12-02	IBC6-01G	IBC8-03G	IBC12-02G
	IBC6-02	IBC8-04	IBC12-03	IBC6-02G	IBC8-04G	IBC12-03G
	IBC6-03	IBC10-02	IBC12-04	IBC6-03G	IBC10-02G	IBC12-04G

IBL	Tube (Metric) -Thread(PT)			Tube (Metric) -Thread (BSPP)		
Metal Straight Fitting Male Thread	IBL4-01	IBL4-01	IBL10-03	IBL4-01G	IBL8-01G	IBT10-03G
	IBL4-02	IBL4-02	IBL10-04	IBL4-02G	IBL8-02G	IBT10-04G
	IBL6-01	IBL6-01	IBL12-02	IBL6-01G	IBL8-03G	IBT12-02G
	IBL6-02	IBL6-02	IBL12-03	IBL6-02G	IBL8-04G	IBT12-03G
	IBL6-03	IBL6-03	IBL12-04	IBL6-03G	IBL10-02G	IBT12-04G

IBT	Tube (Metric) -Thread(PT)			Tube (Metric) -Thread (BSPP)		
Metal Straight Fitting Male Thread	IBT4-01	IBT8-01	IBT10-03	IBT4-01G	IBT8-01G	IBT10-03G
	IBT4-02	IBT8-02	IBT10-04	IBT4-02G	IBT8-02G	IBT10-04G
	IBT6-01	IBT8-03	IBT12-02	IBT6-01G	IBT8-03G	IBT12-02G
	IBT6-02	IBT8-04	IBT12-03	IBT6-02G	IBT8-04G	IBT12-03G
	IBT6-03	IBT10-02	IBT12-04	IBT6-03G	IBT10-02G	IBT12-04G

IBST	Tube (Metric) -Thread(PT)			Tube (Metric) -Thread (BSPP)		
Metal Straight Fitting Male Thread	IBST4-01	IBST8-01	IBST10-03	IBST4-01G	IBST8-01G	IBST10-03G
	IBST4-02	IBST8-02	IBST10-04	IBST4-02G	IBST8-02G	IBST10-04G
	IBST6-01	IBST8-03	IBST12-02	IBST6-01G	IBST8-03G	IBST12-02G
	IBST6-02	IBST8-04	IBST12-03	IBST6-02G	IBST8-04G	IBST12-03G
	IBST6-03	IBST10-02	IBST12-04	IBST6-03G	IBST10-02G	IBST12-04G

IBF	Tube (Metric) -Thread(PT)			Tube (Metric) -Thread (BSPP)		
Metal Straight Fitting Male Thread	IBF4-01	IBF8-01	IBF10-03	IBF4-01G	IBF8-01G	IBF10-03G
	IBF4-02	IBF8-02	IBF10-04	IBF4-02G	IBF8-02G	IBF10-04G
	IBF6-01	IBF8-03	IBF12-02	IBF6-01G	IBF8-03G	IBF12-02G
	IBF6-02	IBF8-04	IBF12-03	IBF6-02G	IBF8-04G	IBF12-03G
	IBF6-03	IBF10-02	IBF12-04	IBF6-03G	IBF10-02G	IBF12-04G

I Series Metal Transition Fitting

Ordering Code: IBD – 02 – 02 – □

Transition fitting Model Series Code
IBD
IBB
IBA
. . .

Thread Size
01: 1/8"
02: 1/4"
03: 3/8"
04: 1/2"

Thread Size
01: 1/8"
02: 1/4"
03: 3/8"
04: 1/2"
06:3/4"

Thread Type
Blank: BSPT
G: BSPP
N：NPT

Specification

Ambient Temperature	0~60℃
Max. Working Pressure	1.8Mpa
Working Pressure	0~1.5Mpa
Working Medium	Air, Vacuum
Tube Material	Nylon/PU Tube

IBD	Tube (Metric) -Thread (PT)		Tube (Metric) -Thread (BSPP)	
Metal Bushing Female-Male Thread	IBD01-02	IBD02-04	IBD01-02G	IBD02-04G
	IBD01-03	IBD03-04	IBD01-03G	IBD03-04G
	IBD01-04	IBD04-06	IBD01-04G	IBD04-06G
	IBD02-03		IBD02-03G	

IBB	Tube (Metric) -Thread (PT)		Tube (Metric) -Thread (BSPP)	
Metal Nipple Fitting Male Thread	IBB01-01	IBB02-03	IBB01-01G	IBB02-03G
	IBB01-02	IBB02-04	IBB01-02G	IBB02-04G
	IBB01-03	IBB03-03	IBB01-03G	IBB03-03G
	IBB01-04	IBB03-04	IBB01-04G	IBB03-04G
	IBB02-02	IBB04-04	IBB02-02G	IBB04-04G

IBA	Tube (Metric) -Thread (PT)		Tube (Metric) -Thread (BSPP)	
Metal Straight Fitting Female Thread	IBA01-01	IBA03-03	IBA01-01G	IBA03-03G
	IBA01-02	IBA03-04	IBA01-02G	IBA03-04G
	IBA02-02	IBA04-04	IBA02-02G	IBA04-04G
	IBA02-03		IBA02-03G	

ICL	Tube (Metric) -Thread (PT)		Tube (Metric) -Thread (BSPP)	
"Male-Male Elbow Connector"	ICL01-01	ICL03-03	ICL01-01G	ICL03-03G
	ICL01-02	ICL03-04	ICL01-02G	ICL03-04G
	ICL02-02	ICL04-04	ICL02-02G	ICL04-04G
	ICL02-03		ICL02-03G	

Accessory

IBP	Thread (BSPT)	Thread(BSPP)
Inner Hexagon Plug	IBP01	IBP01G
	IBP02	IBP02G
	IBP03	IBP03G
	IBP04	IBP04G

IBZ	Thread (BSPT)	Thread(BSPP)
"Outer hexagonal plug"	IBZ01	IBZ01G
	IBZ02	IBZ02G
	IBZ03	IBZ03G
	IBZ04	IBZ04G

ICLF	Thread (BSPT)	Thread(BSPP)
"Female-Female Elbow Connector"	ICLF01	ICLF01G
	ICLF02	ICLF02G
	ICLF03	ICLF03G
	ICLF04	ICLF04G

ICLFM	Thread (BSPT)	Thread(BSPP)
Female-Male Elbow Connector	ICLFM01	ICLFM01G
	ICLFM02	ICLFM02G
	ICLFM03	ICLFM03G
	ICLFM04	ICLFM04G

ICET	Thread (BSPT)	Thread(BSPP)
"Male Thread T Type Connector"	ICET01	ICET01G
	ICET02	ICET02G
	ICET03	ICET03G
	ICET04	ICET04G

ICEF	Thread (BSPT)	Thread(BSPP)
"Female Thread T Type Connector"	ICEF01	ICEF01G
	ICEF02	ICEF02G
	ICEF03	ICEF03G
	ICEF04	ICEF04G

High Quality PU Tube



Ordering Code: PU 080 X 050 – 100M – BU

PU Tube

Tube O.D
040:4.0mm
060:6.0mm
080:8.0mm
100:10.0mm
120:12.0mm
140:14.0mm
160:16.0mm

Tube I.D
025:2.5mm
040:4.0mm
050:5.0mm
055:5.5mm
065:6.5mm
080:8.0mm
100:10.0mm
120:12.0mm

Tube Length
100M
200M

Tube Color
BU:Blue
B:Black
W:White
C:Clear
R:Red
O:Orange

PRODUCT CHARACTERISTIC:

PU Tube is made of 100% new polyurethane material which has excellent performance of resistance against high pressure, wheather, wear and bending

Media: Air, Oxygen

Temperature: -20 C-+ 70 C (The higher working temperature, the lower operating pressure)

Abrasion resistance: 35mg

Specification

lien No.	O.D.	I.D.	Length	Max.Working Pressure	Bend Radius
PU0425	4mm	2.5mm	200m	12Bar	20mm
PU0604	6mm	4mm	200m	11Bar	25mm
PU0850	8mm	5mm	100m	12Bar	30mm
PU1065	10mm	6.5mm	100m	10Bar	35mm
PU1280	12mm	8mm	100m	10Bar	40mm
PU1612	16mm	12mm	100m	8Bar	70mm

Accessory

High Quality Spring Type PU Tube

Ordering Code: PUS 080 X 050 – 9M – BU – A FM

- PUS: PU Spring Tube
- 080: Tube O.D
  040:4.0mm
  060:6.0mm
  080:8.0mm
  100:10.0mm
  120:12.0mm
  140:14.0mm
  160:16.0mm
- 050: Tube I.D
  025:2.5mm
  040:4.0mm
  050:5.0mm
  055:5.5mm
  065:6.5mm
  080:8.0mm
  100:10.0mm
  120:12.0mm
- 9M: Tube Length
  6M
  7.5M
  9M
  12M
  15M
- BU: Tube Color
  BU:Blue
  B:Black
  W:White
  C:Clear
  R:Red
  O:Orange
- A: End Length
  A: One end 30cm, the other end 10cm
  B: Both end 10cm
  C:Both Ends 0 CM
- FM: Fitting type
  Blank:Without fitting
  FM:With Female-Male Fittin
  MM:With Male-Male Fitting

PRODUCT CHARACTERISTIC:

PU Tube is made of 100% new polyurethane material which has excellent performance of resistance against high pressure, wheather, wear and bending

Media: Air, Oxygen

Temperature: -20 C-+ 70 C (The higher working temperature, the lower operating pressure)

Abrasion resistance: 35mg

Specification

Item No.	O.D.	I.D.	Length	Max.Working Pressure	Bend Radius
PU0425	4.00 mm	2.50 mm	200m	12Bar	20mm
PU0604	6.00 mm	4.00 mm	200m	11Bar	25mm
PU0850	8.00 mm	5.00 mm	100m	12Bar	30mm
PU1065	10. 00mm	6.50 mm	100m	10Bar	35mm
PU1280	12.00 mm	8.00 mm	100m	10Bar	40mm
PU1612	16.00 mm	12.00 mm	100m	8Bar	70mm

High Qualitu Nylon Tube

Ordering Code: NY 080 X 050 – 100M – BU

- NY: Nylon Tube Code
  NY: PA 6 Material
  NY11:PA 11 Material
  NY12:PA 12 Material
- 080: Tube O.D
  040:4.0mm
  060:6.0mm
  080:8.0mm
  100:10.0mm
  120:12.0mm
  140:14.0mm
  160:16.0mm
  1/4",5/16",3/8",1/2"
  3/16",3/4",5/8"
- 050: Tube I.D
  025:2.5mm
  040:4.0mm
  050:5.0mm
  055:5.5mm
  065:6.5mm
  080:8.0mm
  100:10.0mm
  120:12.0mm
- 100M: Tube Length
  100M
  200M
- BU: Tube Color
  BU:Blue
  B:Black
  W:White
  C:Clear
  R:Red
  O:Orange

• NYLON TUBE : poly aroylamino named Nylon, has strength, toughness, wear resistance, corrosion resistance, vibration absorber, and good self-lubrication, formability, and the friction coefficient of small,non- toxic and tasteless, But the value of creep is larger, low thermal conductivity (about metals' 1/100), high water absorption, shrinkage forming large, can be use below the 100 ℃ ; Commonly used are PA6,PA12 and PA11. PA6 is more rigidity than PA12, and the PA12 is more soft.

• The use of media; air, water, oil (which can be wear- resistant, pressure, cold, acid-alkali), The pressure of working:10-30 kgf/cm2; The temperature ofworking;- 30℃ -120℃; Nylon Tube can' t be for the use ofacid-alkali edium.

• Pay attention: the pipe diameter is bigger, the pressure is lower.

Specification

Item No.	O.D.	I.D.	Length
NY0425	4.00 mm	2.50 mm	200m
NY0640	6.00 mm	4.00 mm	200m
NY0860	8.00 mm	6.00 mm	100m
NY1070	10.00 mm	7.50 mm	100m
NY1290	12.00 mm	9.00 mm	100m
NY1/4"	6.35 mm	4.75 mm	200m
NY5/16"	8.00 mm	6.00 mm	100m
NY3/8"	9.53 mm	6.99 mm	100m
NY1/2"	12.70 mm	9.56 mm	100m